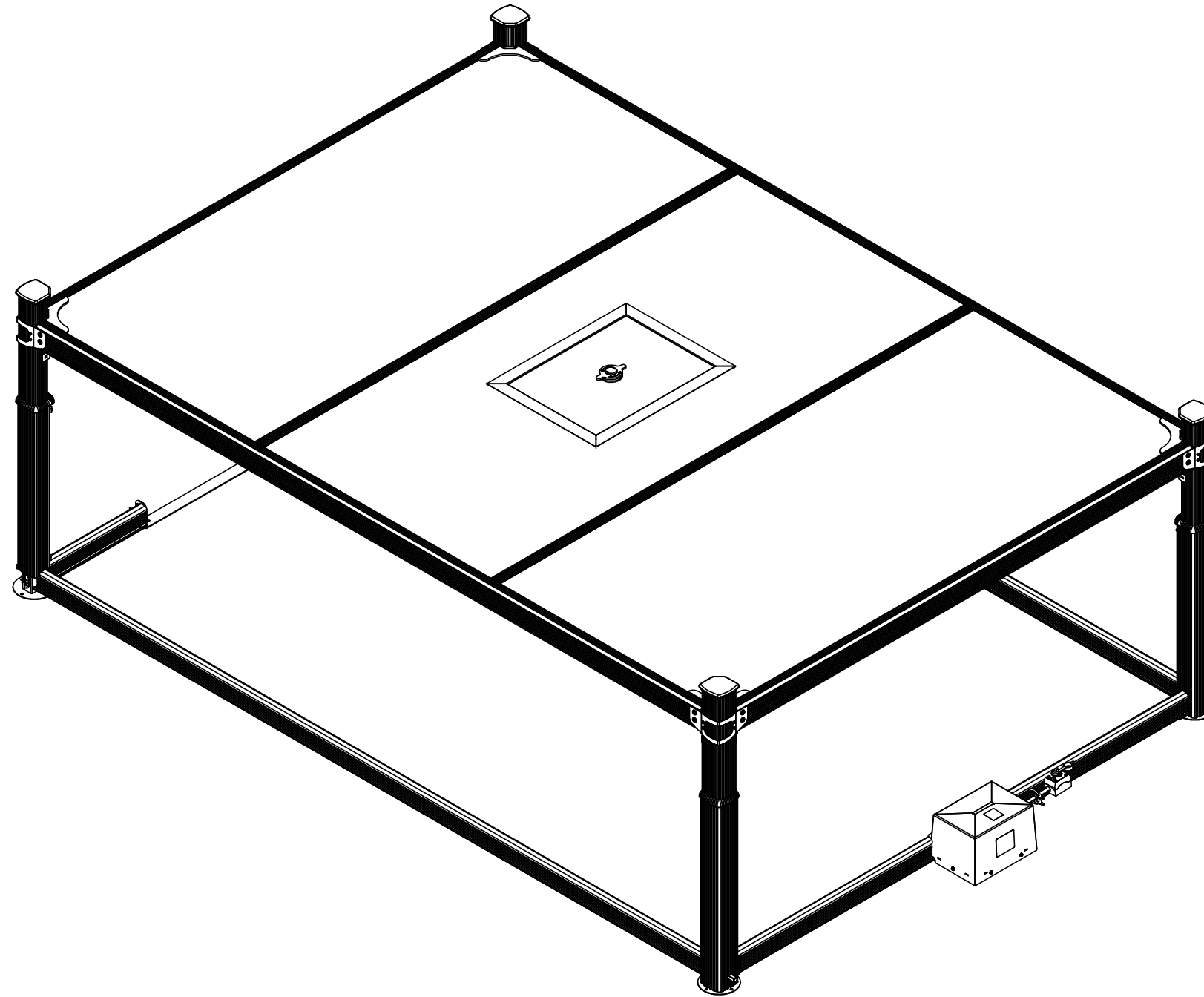
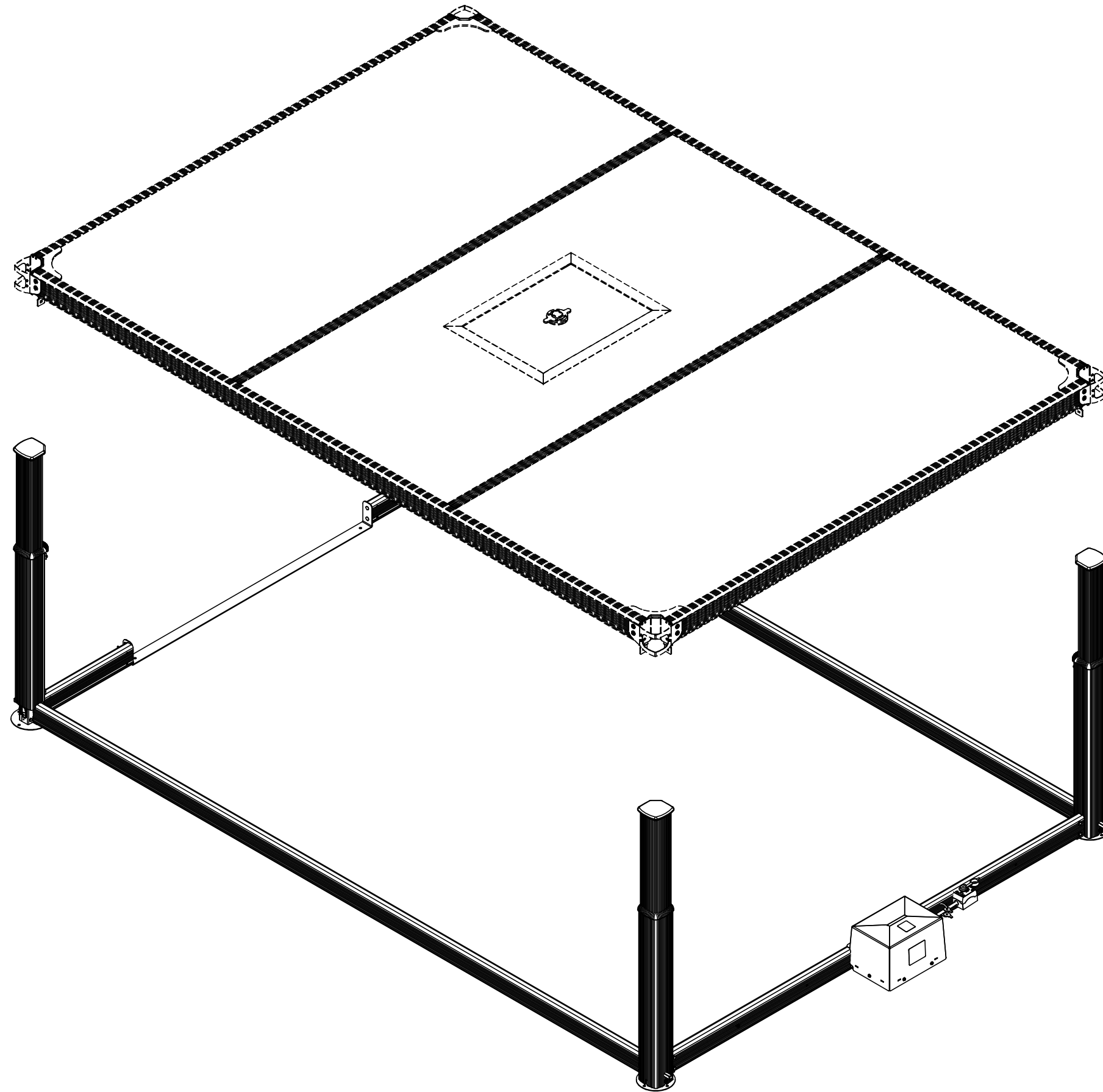


# EVOLUTION PARTS CATALOG 2018

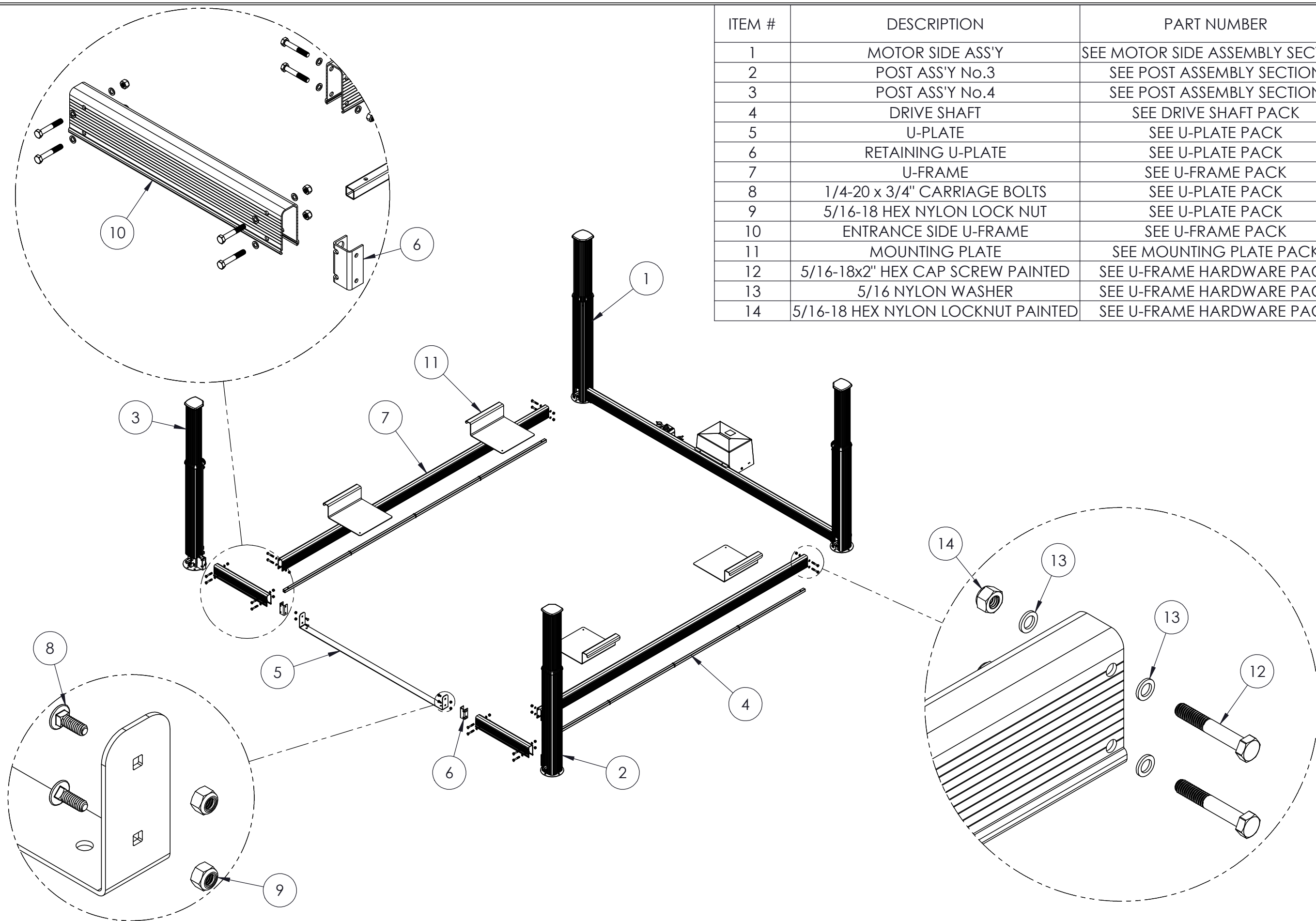


SECTION		PAGE
1	LOWER FRAME ASSEMBLY	2
1.1	MOTOR SIDE ASSEMBLY	5
1.1.1	OPERATOR ASSEMBLY	9
1.1.2	POST ASSEMBLY	18
1.1.2.1	JACK ASSEMBLY	23
2	COVER ASSEMBLY	28
2.1	FRAME ASSEMBLY	29
2.2	PANEL ASSEMBLY	32
3	ROLLER SHADES ASSEMBLY	33

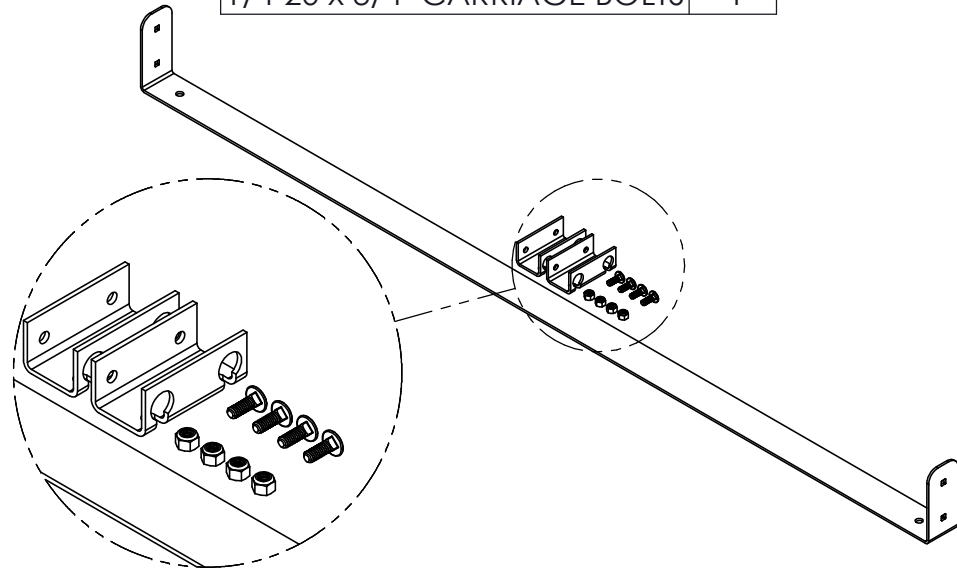
# SECTION 1 - LOWER ASSEMBLY



ITEM #	DESCRIPTION	PART NUMBER	CATALOG PAGE
1	MOTOR SIDE ASS'Y	SEE MOTOR SIDE ASSEMBLY SECTION	5
2	POST ASS'Y No.3	SEE POST ASSEMBLY SECTION	18
3	POST ASS'Y No.4	SEE POST ASSEMBLY SECTION	18
4	DRIVE SHAFT	SEE DRIVE SHAFT PACK	4
5	U-PLATE	SEE U-PLATE PACK	4
6	RETAINING U-PLATE	SEE U-PLATE PACK	4
7	U-FRAME	SEE U-FRAME PACK	4
8	1/4-20 x 3/4" CARRIAGE BOLTS	SEE U-PLATE PACK	4
9	5/16-18 HEX NYLON LOCK NUT	SEE U-PLATE PACK	4
10	ENTRANCE SIDE U-FRAME	SEE U-FRAME PACK	4
11	MOUNTING PLATE	SEE MOUNTING PLATE PACK	4
12	5/16-18x2" HEX CAP SCREW PAINTED	SEE U-FRAME HARDWARE PACK	4
13	5/16 NYLON WASHER	SEE U-FRAME HARDWARE PACK	4
14	5/16-18 HEX NYLON LOCKNUT PAINTED	SEE U-FRAME HARDWARE PACK	4

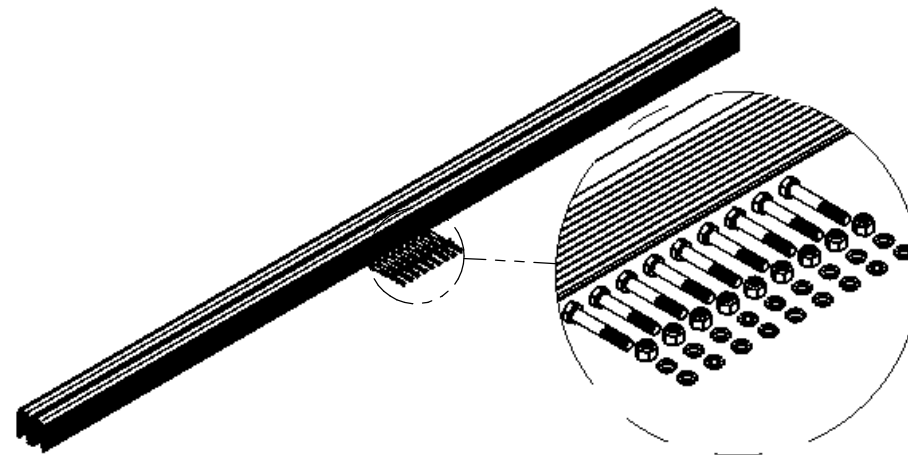


U-PLATE PACK	
DESCRIPTION	QTY.
U-PLATE	1
RETAINING U-PLATE	2
1/4-20 HEX NYLON LOCK NUT	4
1/4-20 x 3/4" CARRIAGE BOLTS	4



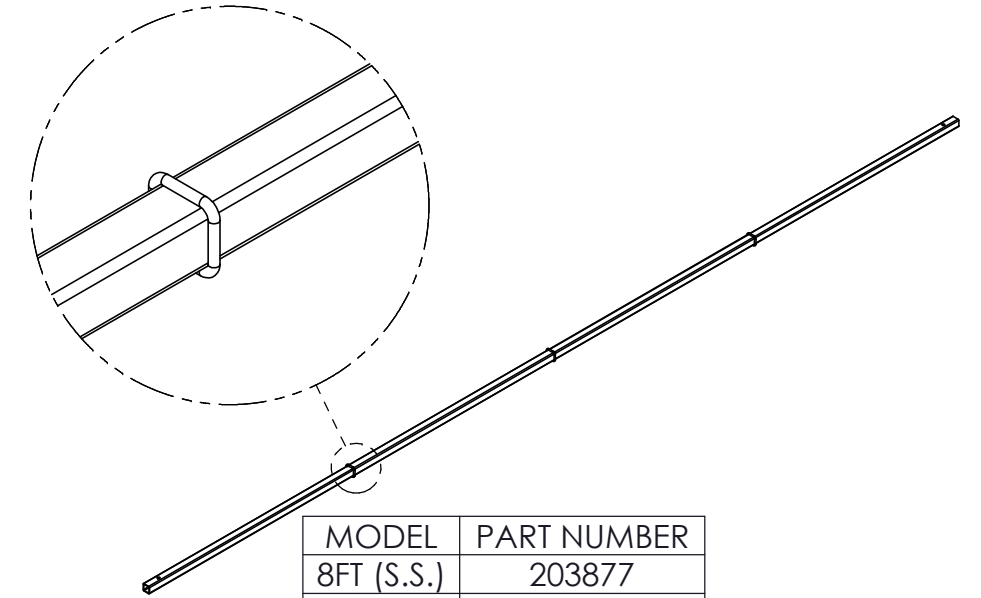
PART NUMBER			
SHORT SIDE (8FT TO 11FT)		LONG SIDE (8FT OPTION)	
MOCHA	SLATE	MOCHA	SLATE
201333	201371	202867	202868

U-FRAME PACK	
DESCRIPTION	QTY.
U-FRAME	2
5/16-18x2" HEX CAP SCREW PAINTED	9
5/16 NYLON WASHER	18
5/16-18 HEX NYLON LOCKNUT PAINTED	9



PART NUMBER		
MODEL	MOCHA	SLATE
8FT	226511	226512
8FT (L.S.)	226513	226514
9FT	230231	230232
10 FT	230233	230234
11 FT	230235	230236

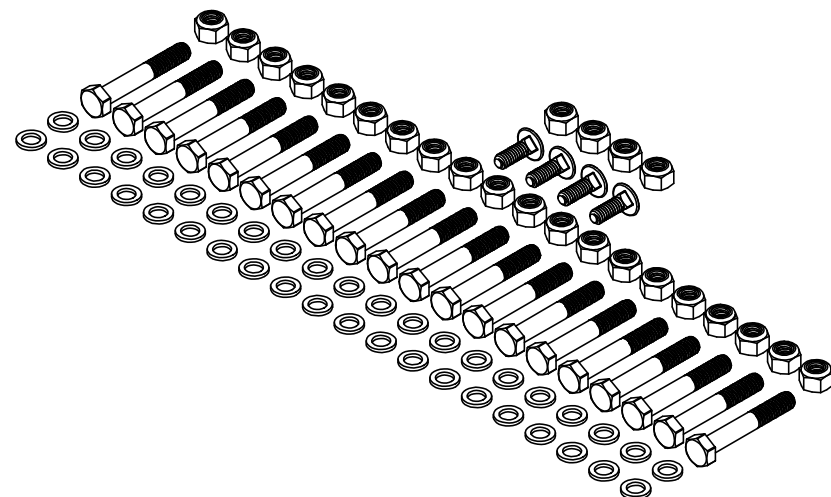
DRIVE SHAFT PACK	
DESCRIPTION	QTY.
O-RING	3
COV-GEN-TUBE-DRIVE SHAFT	1



MODEL	PART NUMBER
8FT (S.S.)	203877
8FT (L.S.)	203888
9FT	213654
10 FT	213655
11 FT	213656

**U-FRAME HARDWARE PACK**

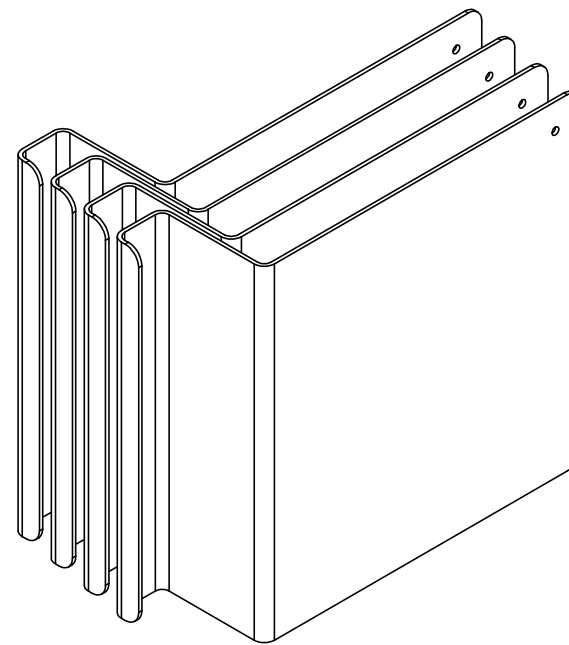
DESCRIPTION	QTY.
5/16-18x2" HEX CAP SCREW PAINTED	20
5/16 NYLON WASHER	40
5/16-18 HEX NYLON LOCKNUT PAINTED	20
1/4-20 x 3/4" CARRIAGE BOLTS	4
5/16-18 HEX NYLON LOCK NUT	4



PART NUMBER	
MOCHA	SLATE
226515	226516

**MOUNTING PLATE PACK**

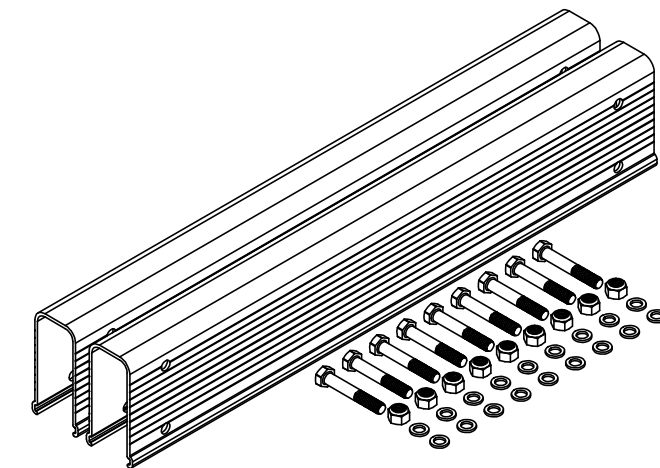
DESCRIPTION	QTY.
MOUNTING PLATE	4



PART NUMBER	
MOCHA	SLATE
222018	222019

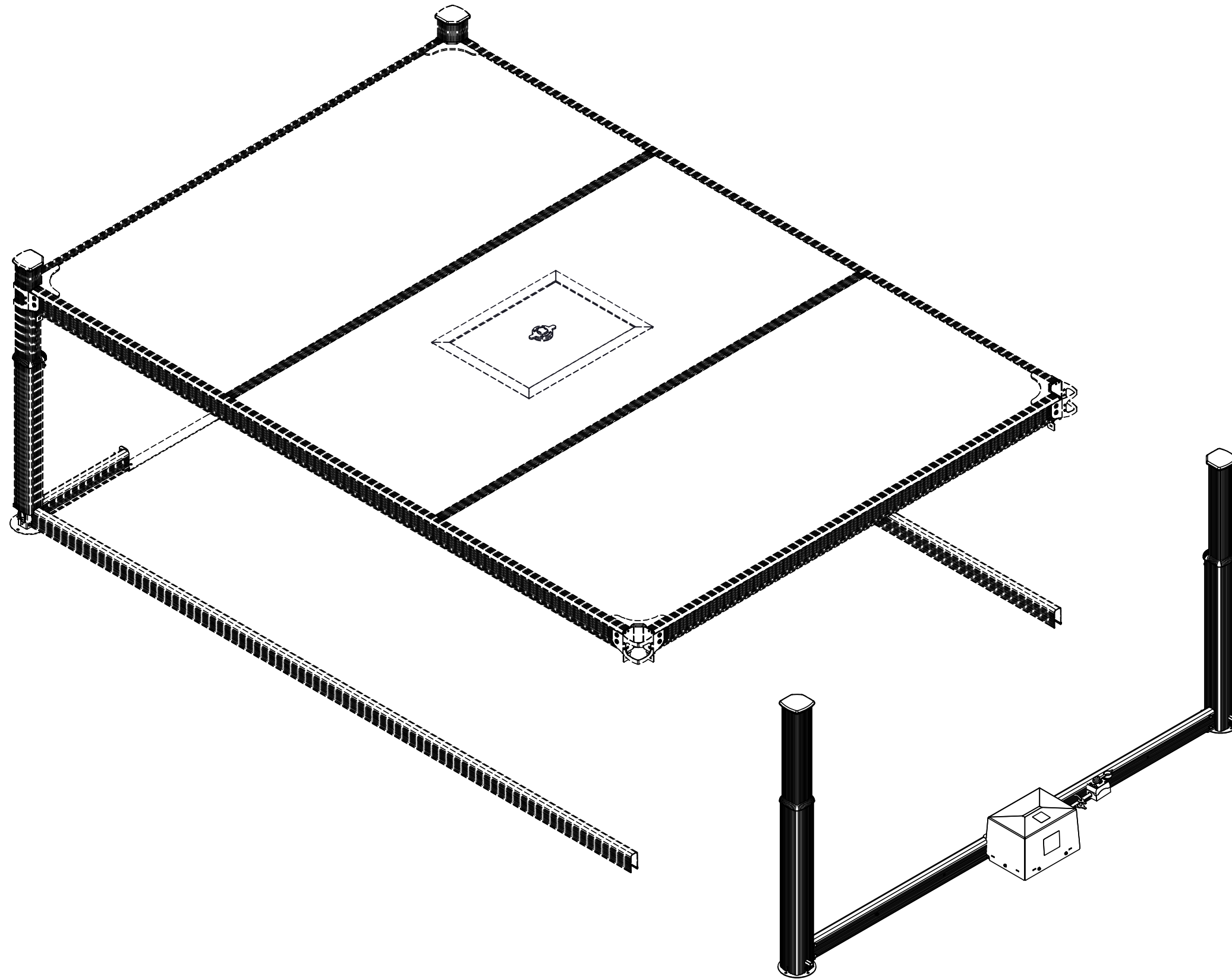
**ENTRANCE U-FRAME PACK**

DESCRIPTION	QTY.
ENTRANCE SIDE U-FRAME	2
5/16-18x2" HEX CAP SCREW PAINTED	9
5/16 NYLON WASHER	18
5/16-18 HEX NYLON LOCKNUT PAINTED	9

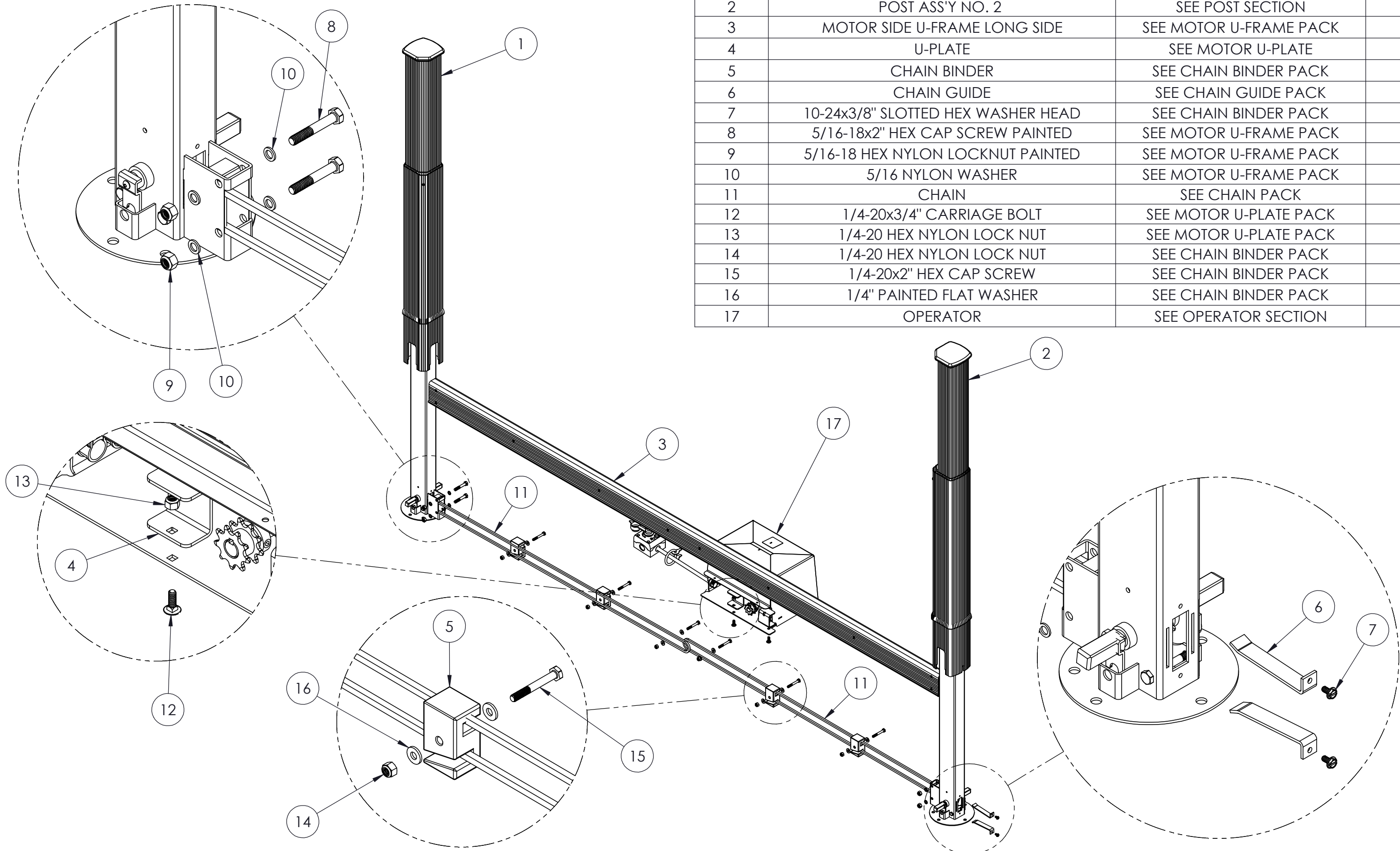


PART NUMBER	
MOCHA	SLATE
226518	226519

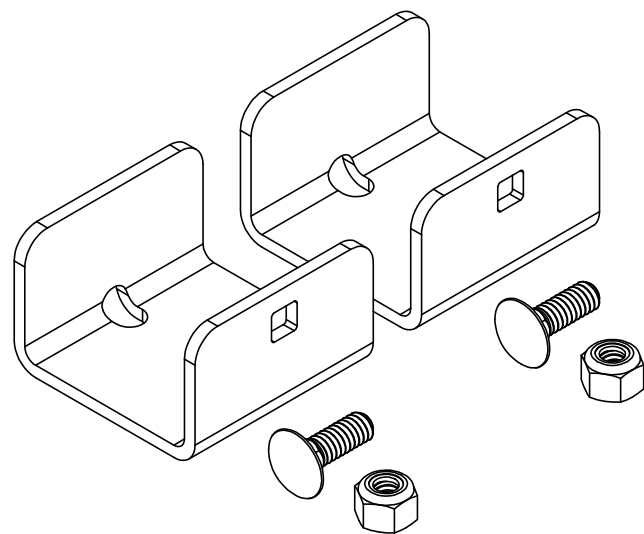
# SECTION 1.1 - MOTOR SIDE ASSEMBLY



No. ARTICLE	DESCRIPTION	ARTICLE CODE	CATALOG PAGE
1	POST ASS'Y NO.1	SEE POST SECTION	18
2	POST ASS'Y NO. 2	SEE POST SECTION	18
3	MOTOR SIDE U-FRAME LONG SIDE	SEE MOTOR U-FRAME PACK	8
4	U-PLATE	SEE MOTOR U-PLATE	7
5	CHAIN BINDER	SEE CHAIN BINDER PACK	7
6	CHAIN GUIDE	SEE CHAIN GUIDE PACK	7
7	10-24x3/8" SLOTTED HEX WASHER HEAD	SEE CHAIN BINDER PACK	7
8	5/16-18x2" HEX CAP SCREW PAINTED	SEE MOTOR U-FRAME PACK	8
9	5/16-18 HEX NYLON LOCKNUT PAINTED	SEE MOTOR U-FRAME PACK	8
10	5/16 NYLON WASHER	SEE MOTOR U-FRAME PACK	8
11	CHAIN	SEE CHAIN PACK	8
12	1/4-20x3/4" CARRIAGE BOLT	SEE MOTOR U-PLATE PACK	7
13	1/4-20 HEX NYLON LOCK NUT	SEE MOTOR U-PLATE PACK	7
14	1/4-20 HEX NYLON LOCK NUT	SEE CHAIN BINDER PACK	7
15	1/4-20x2" HEX CAP SCREW	SEE CHAIN BINDER PACK	7
16	1/4" PAINTED FLAT WASHER	SEE CHAIN BINDER PACK	7
17	OPERATOR	SEE OPERATOR SECTION	9

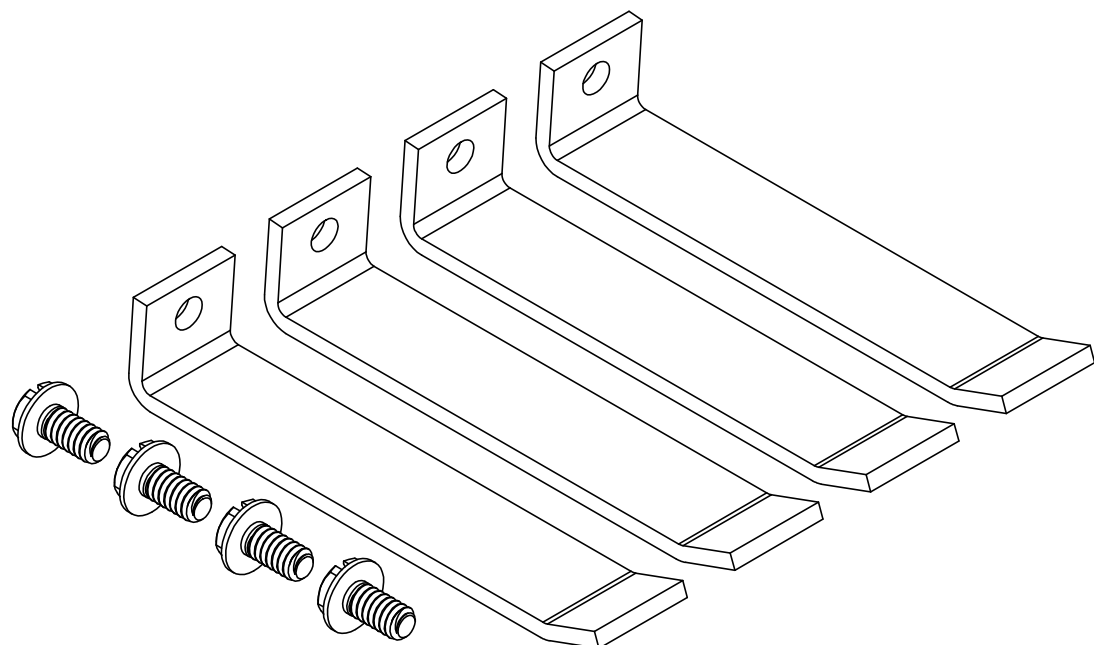


MOTOR U-PLATE PACK	
DESCRIPTION	QTY.
U-PLATE	2
1/4-20x3/4" CARRIAGE BOLT	2
1/4-20 HEX NYLON LOCK NUT	2



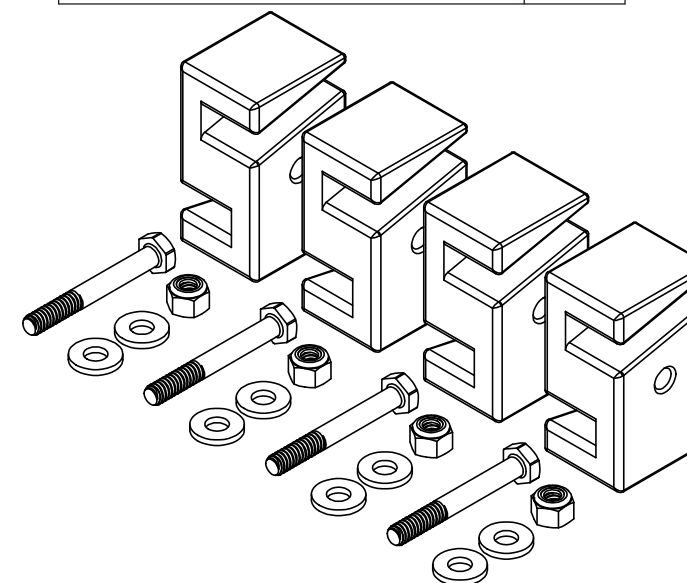
PART NUMBER
226520

CHAIN GUIDE PACK	
DESCRIPTION	QTY.
CHAIN GUIDE	4
10-24x3/8" SLOTTED HEX WASHER HEAD	4



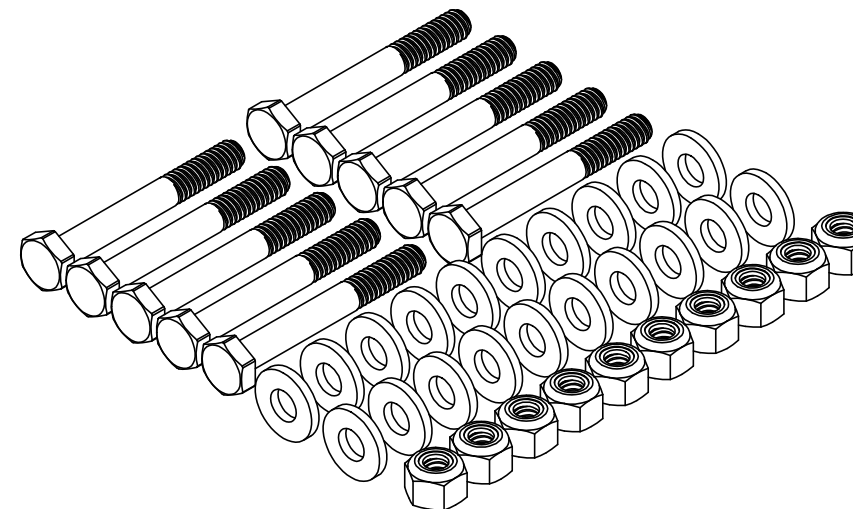
PART NUMBER
226523

CHAIN BINDER PACK	
DESCRIPTION	QTY.
CHAIN BINDER	4
1/4-20x2" HEX CAP SCREW	4
1/4" PAINTED FLAT WASHER	8
1/4-20 HEX NYLON LOCK NUT	4



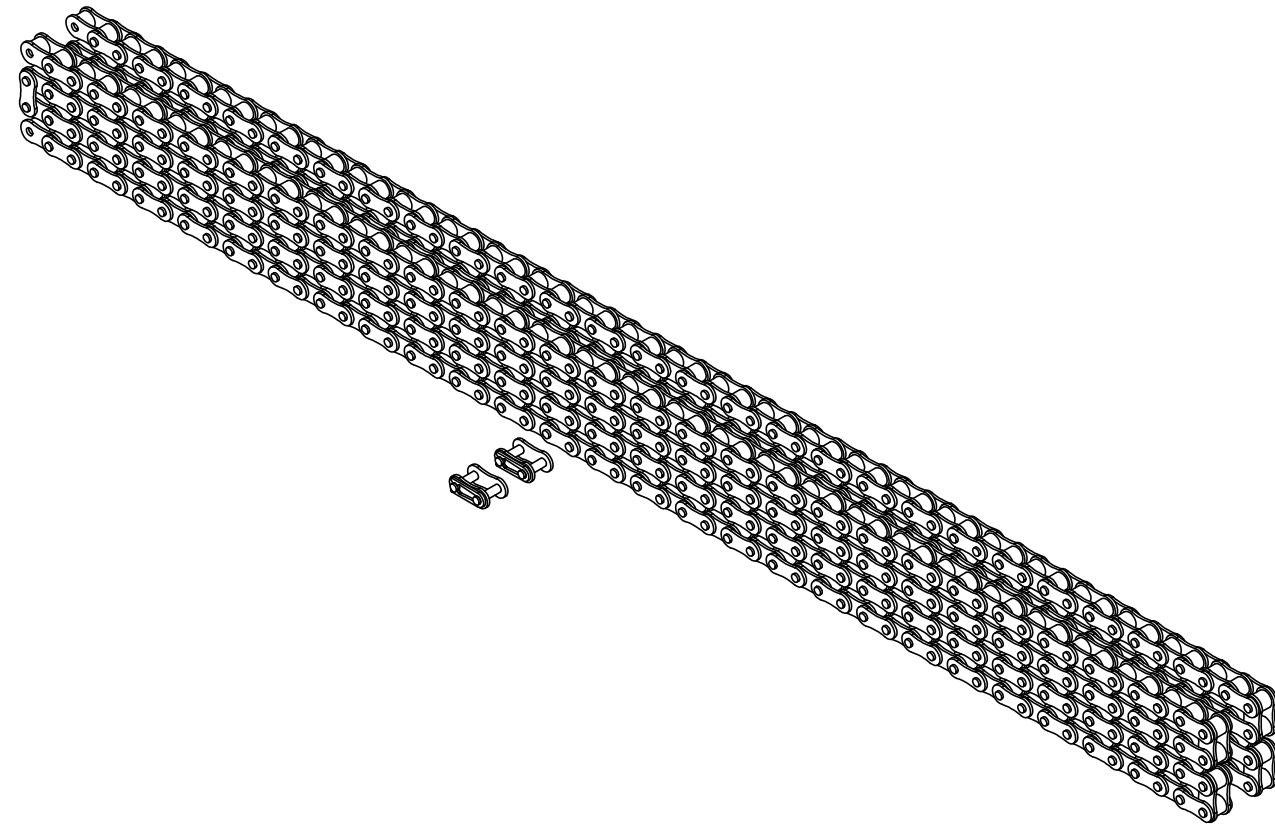
PART NUMBER	
MOCHA	SLATE
226521	226522

CHAIN BINDER HARDWARE PACK	
DESCRIPTION	QTY.
1/4-20x2" HEX CAP SCREW	10
1/4" PAINTED FLAT WASHER	20
1/4-20 HEX NYLON LOCK NUT	10



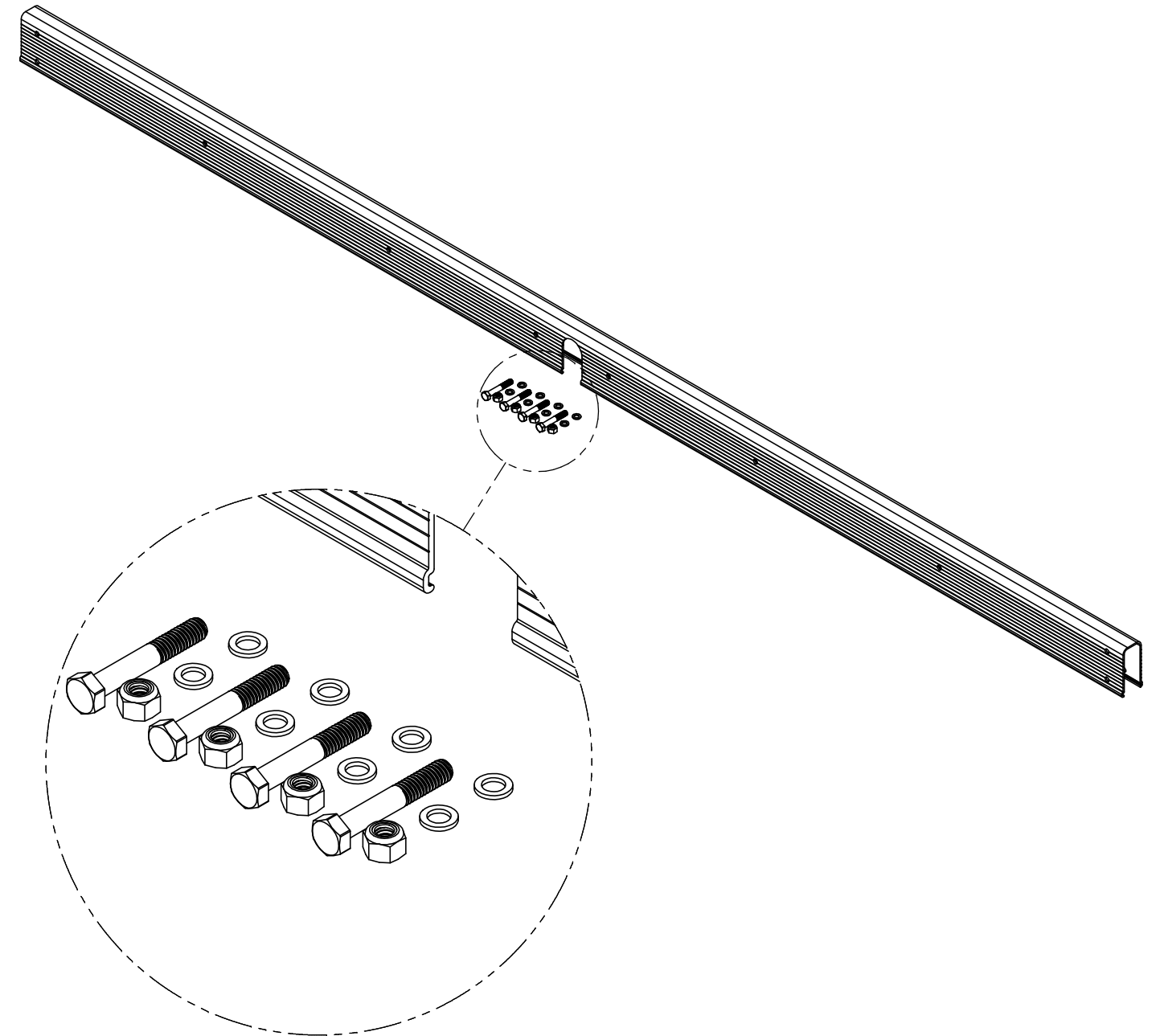
PART NUMBER	
MOCHA	SLATE
226524	226525

CHAIN PACK	
DESCRIPTION	QTY.
CONNECTING LINK	2
CHAIN	2



PART NUMBER	
SHORT SIDE (8FT TO 11FT)	LONG SIDE (8 FT OPTION)
226526	226527

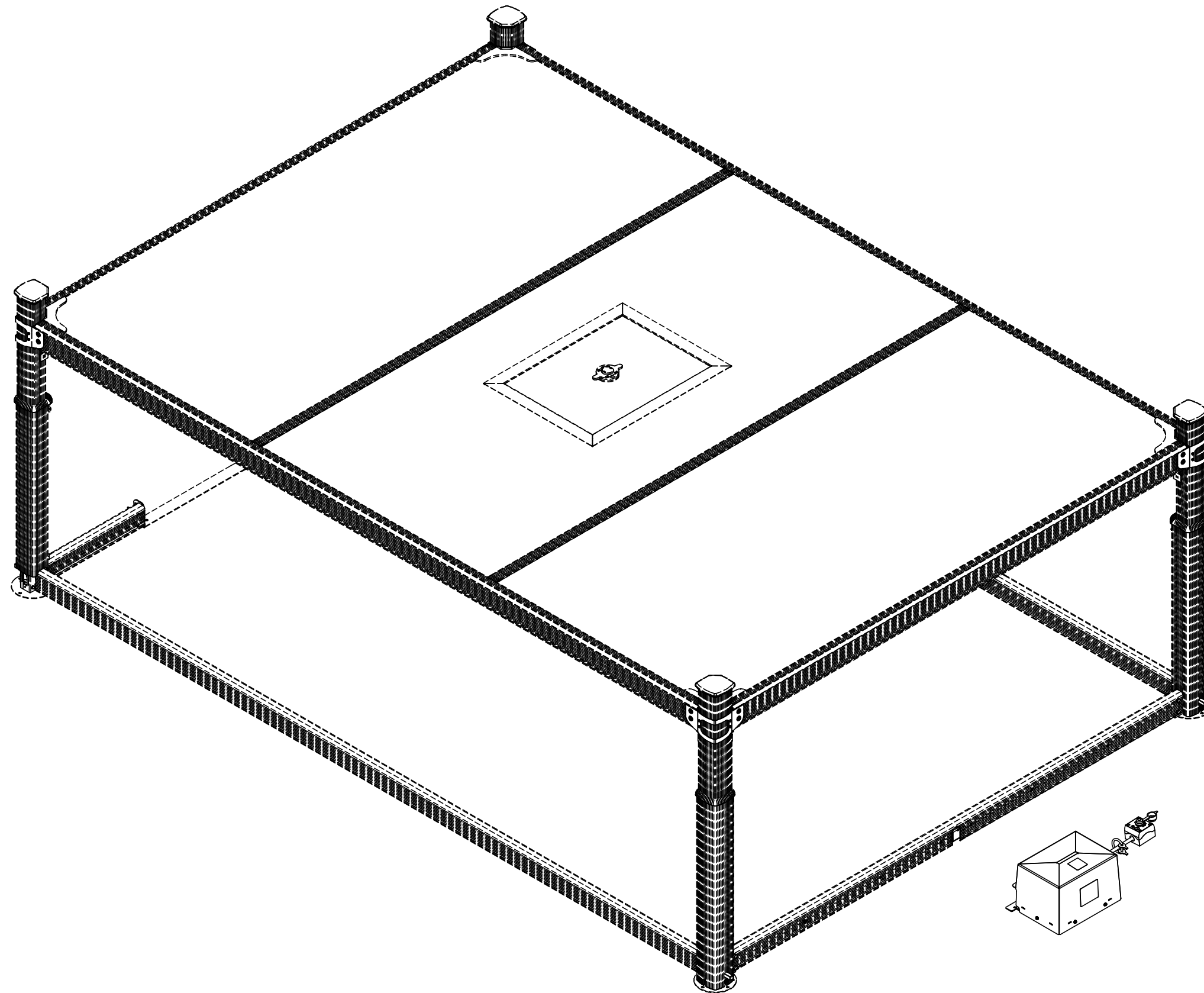
MOTOR U-FRAME PACK	
DESCRIPTION	QTY.
MOTOR SIDE U-FRAME SHORT SIDE	1
5/16-18 HEX NYLON LOCKNUT PAINTED	4
5/16 NYLON WASHER	8
5/16-18x2" HEX CAP SCREW PAINTED	4

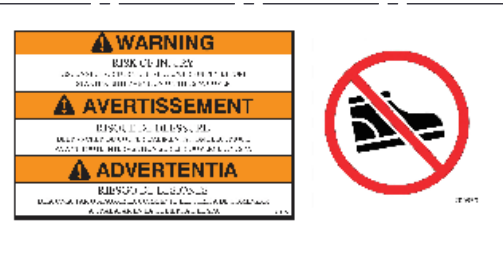


PART NUMBER			
SHORT SIDE (8FT TO 11 FT)		LONG SIDE (8 FT OPTION)	
MOCHA	SLATE	MOCHA	SLATE
226528	226529	226530	226531

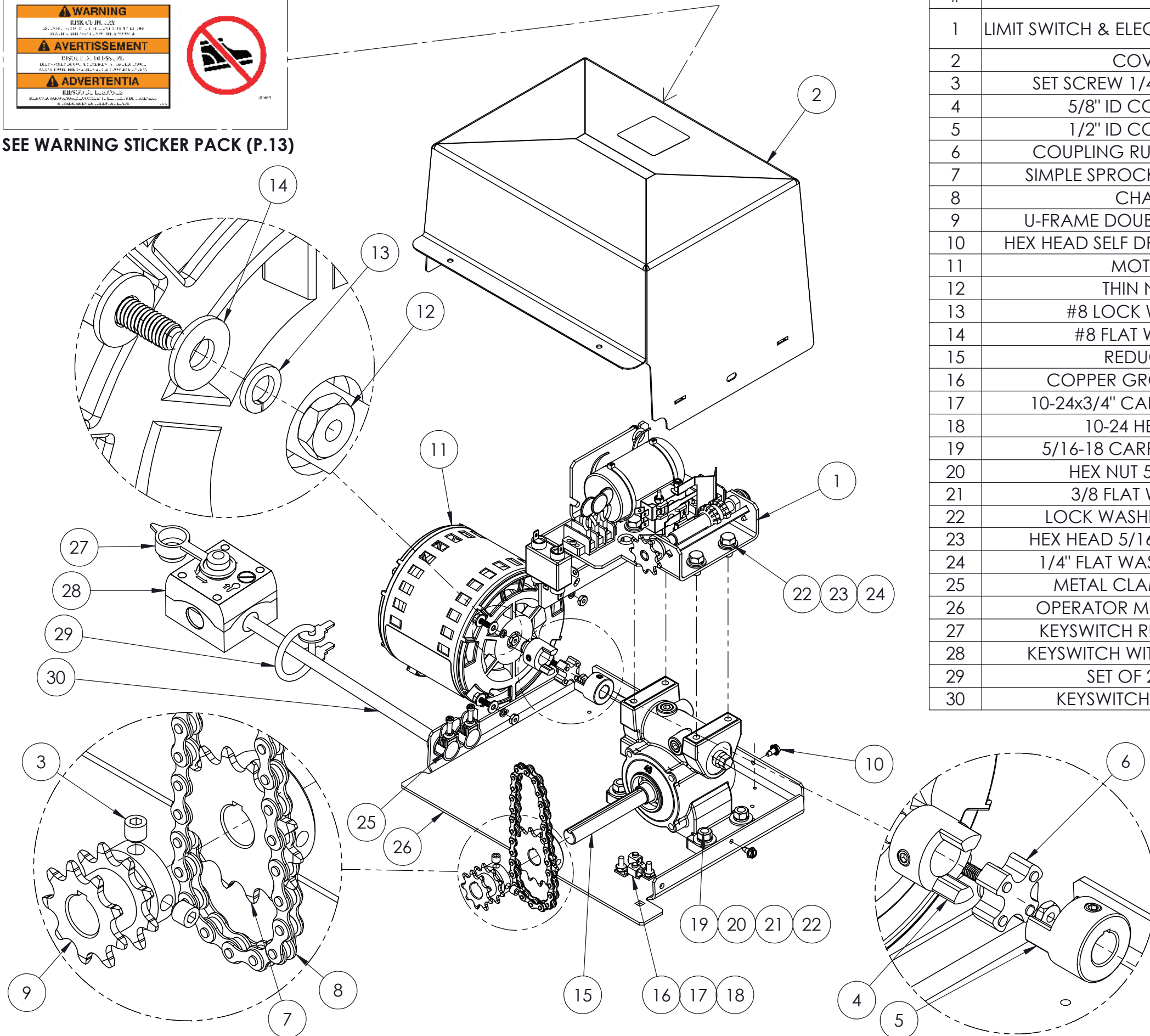


# SECTION 1.1.1 - OPERATOR ASSEMBLY





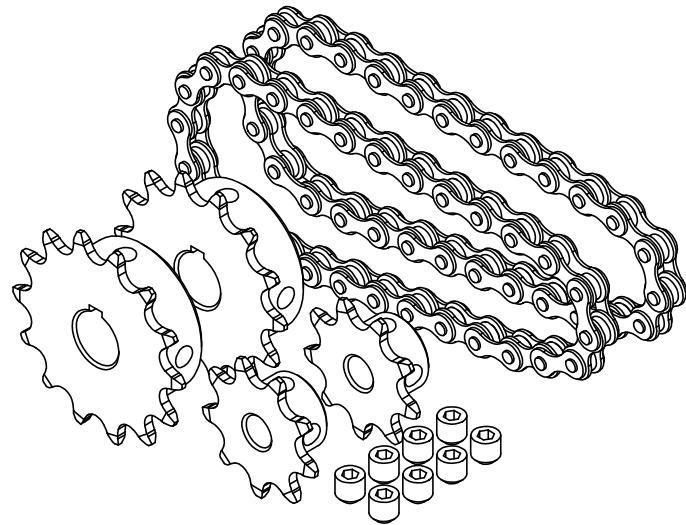
SEE WARNING STICKER PACK (P.13)



ITEM #	DESCRIPTION	PART NUMBER MOCHA	PART NUMBER SLATE	CATALOG PAGE
1	LIMIT SWITCH & ELECTRICAL ASSEMBLY	SEE NORTH AMERICA & EUROPE SECTIONS		14-16
2	COVER	230261	230262	-
3	SET SCREW 1/4" x 5/16" LG.	SEE SPROCKET PACKS		11
4	5/8" ID COUPLING	SEE COUPLING PACK		11
5	1/2" ID COUPLING	SEE COUPLING PACK		11
6	COUPLING RUBBER CROSS	SEE COUPLING PACK		11
7	SIMPLE SPROCKET (13 TEETH)	SEE SPROCKET PACK		11
8	CHAIN	SEE SPROCKET PACK		11
9	U-FRAME DOUBLE SPROCKET	SEE MOTOR SIDE SPROCKET PACK		11
10	HEX HEAD SELF DRILLING SCREWS	SEE COVER HARDWARE PACK		11
11	MOTOR	SEE MOTOR PACK		12
12	THIN NUTS	SEE MOTOR PACK		12
13	#8 LOCK WASHER	SEE MOTOR PACK		12
14	#8 FLAT WASHER	SEE MOTOR PACK		12
15	REDUCER	NOT AVAILABLE		-
16	COPPER GROUND LUG	NOT AVAILABLE		-
17	10-24x3/4" CARRIAGE BOLT	NOT AVAILABLE		-
18	10-24 HEX NUT	NOT AVAILABLE		-
19	5/16-18 CARRIAGE BOLT	NOT AVAILABLE		-
20	HEX NUT 5/16" Z/P	NOT AVAILABLE		-
21	3/8 FLAT WASHER	NOT AVAILABLE		-
22	LOCK WASHER 5/16 Z/P	NOT AVAILABLE		-
23	HEX HEAD 5/16-18 Z/P BOLT	NOT AVAILABLE		-
24	1/4" FLAT WASHER TYPE A	NOT AVAILABLE		-
25	METAL CLAMP-BX L16	NOT AVAILABLE		-
26	OPERATOR MOTOR PLATE	NOT AVAILABLE		-
27	KEYSWITCH RUBBER CAP	SEE KEYSWITCH PACK		13
28	KEYSWITCH WITHOUT CABLE	SEE KEYSWITCH PACK		13
29	SET OF 2 KEYS	SEE KEY PACK		13
30	KEYSWITCH HARNESS	SEE KEYSWITCH CABLE PACK		13

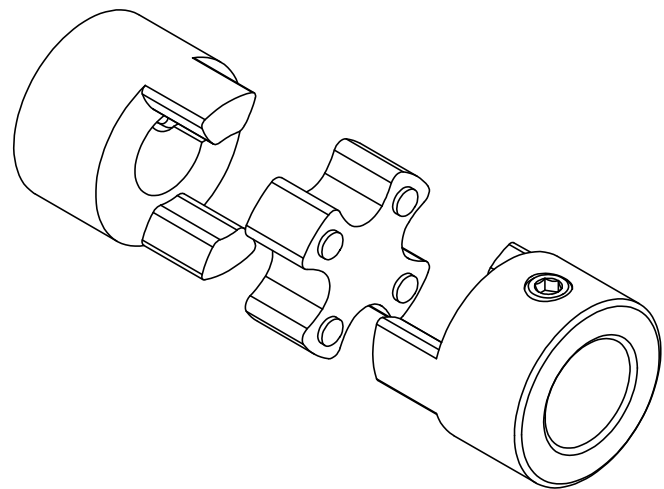
COMPLETE OPERATOR ASS'Y (WITHOUT COVER)	
PART NUMBER NORTH AMERICA	PART NUMBER EUROPE
189275	189274

SPROCKET PACK	
DESCRIPTION	QTY.
CHAIN	2
SIMPLE SPROCKET (13 TEETH)	2
SMALL SPROCKET	2
SET SCREW 1/4" x 5/16" LG.	8



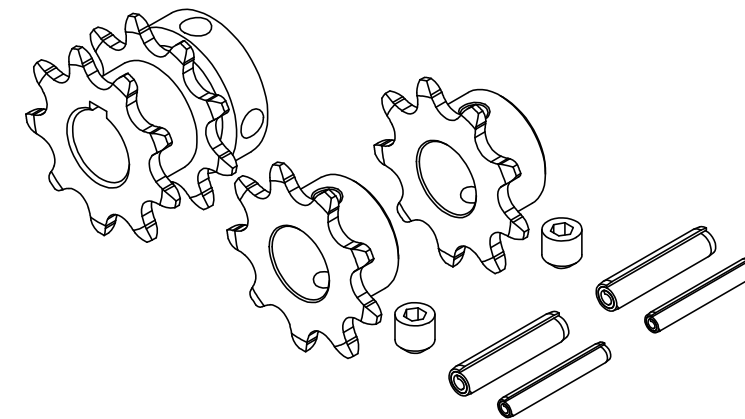
PART NUMBER
226532

COUPLING PACK	
DESCRIPTION	QTY.
COUPLING RUBBER CROSS	1
1/2" ID COUPLING	1
5/8" ID COUPLING	1



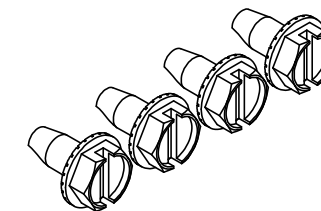
PART NUMBER
226536

MOTOR SIDE SPROCKET PACK	
DESCRIPTION	QTY.
U-FRAME DOUBLE SPROCKET	1
SET SCREW 1/4" x 5/16" LG.	2
6mm SPRING PIN	2
4mm SPRING PIN	2
SPROCKET 410B9-5/8KO-SO-PH6MM	2



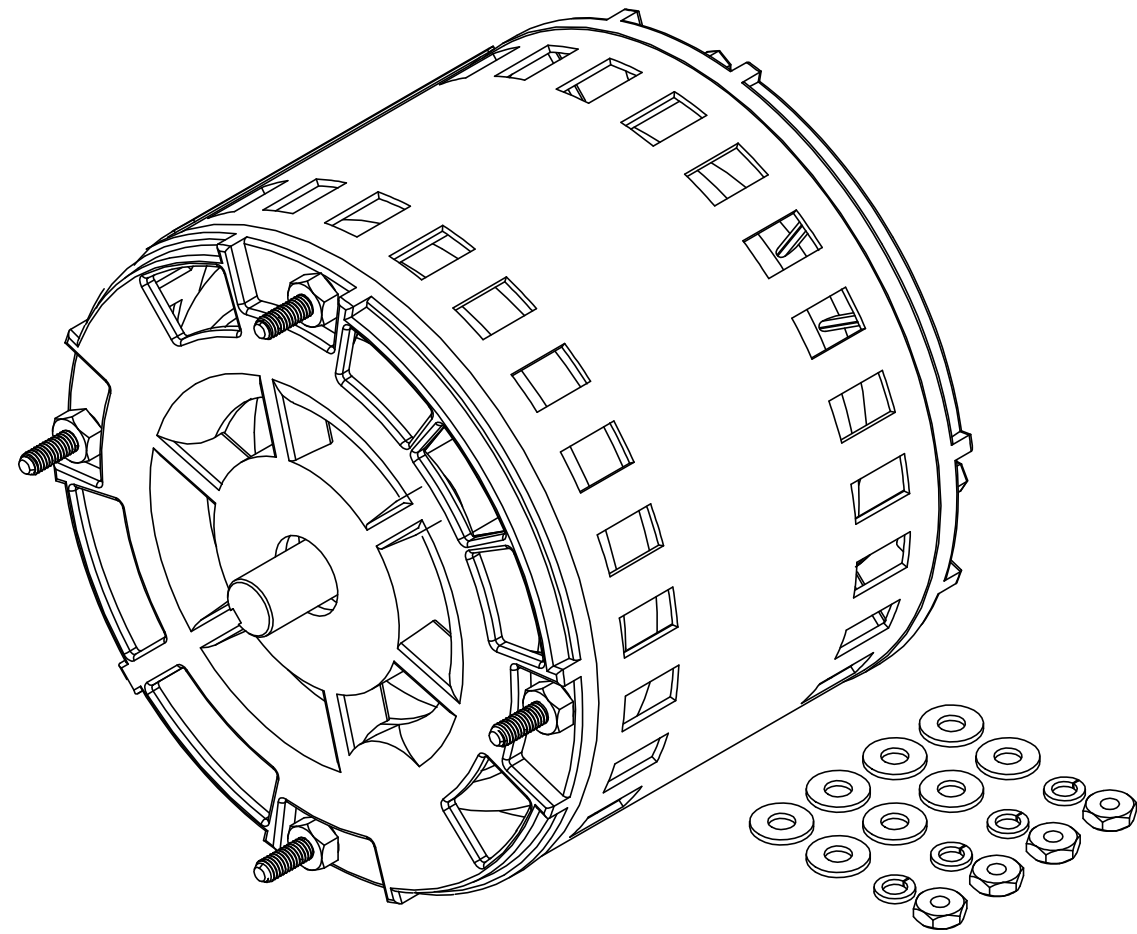
PART NUMBER
226533

COVER HARDWARE PACK	
DESCRIPTION	QTY.
HEX HEAD SELF DRILLING SCREWS	4



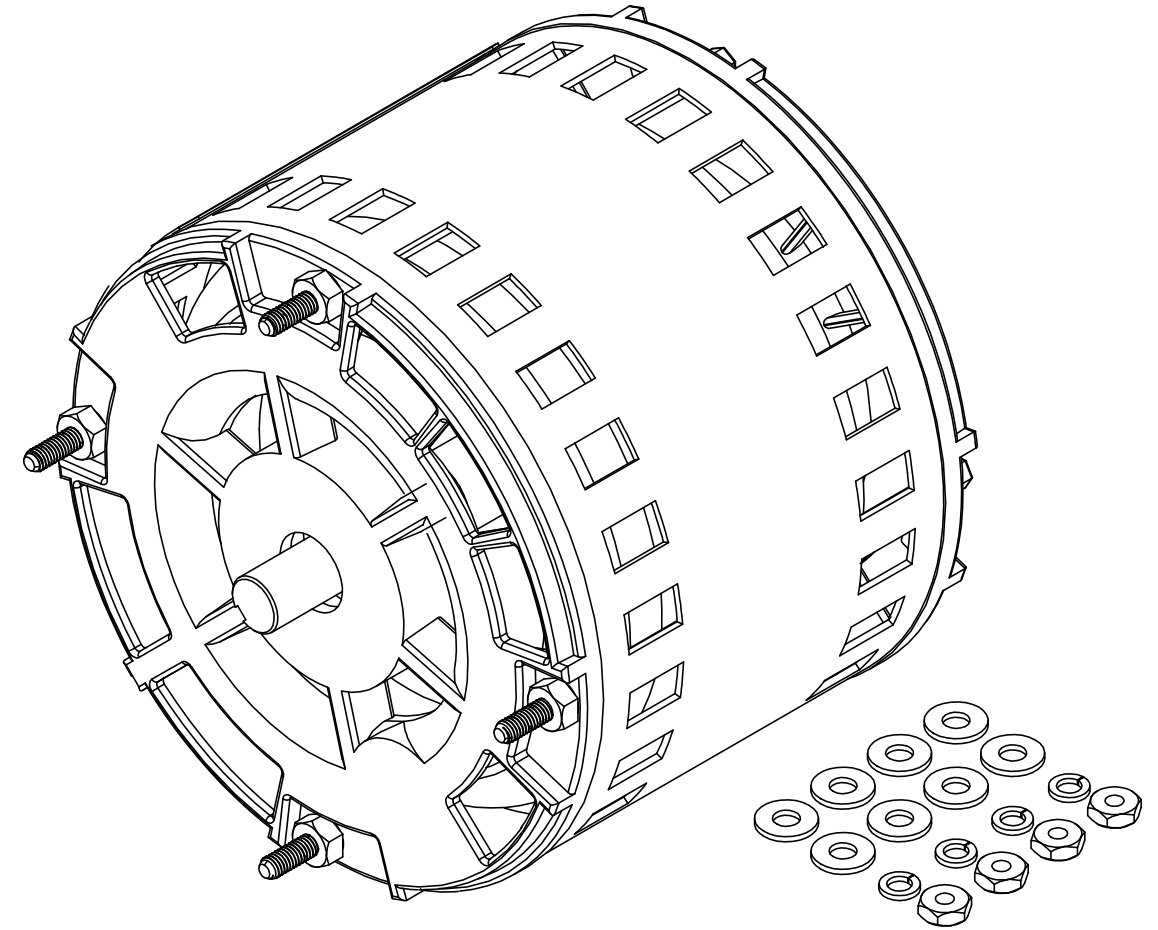
PART NUMBER
226537

MOTOR PACK NORTH AMERICA	
DESCRIPTION	QTY.
MOTOR	1
#8 FLAT WASHER	8
#8 LOCK WASHER	4
THIN NUTS	4

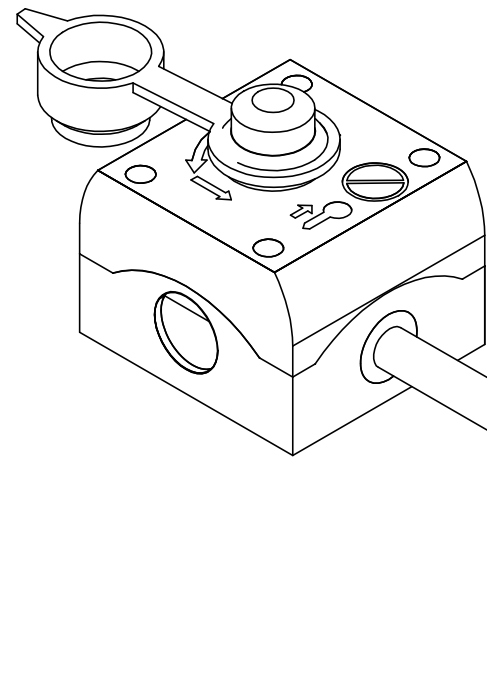


PART NUMBER
221605

MOTOR PACK EUROPE	
DESCRIPTION	QTY.
MOTOR	1
#8 FLAT WASHER	8
#8 LOCK WASHER	4
THIN NUTS	4



PART NUMBER
221606

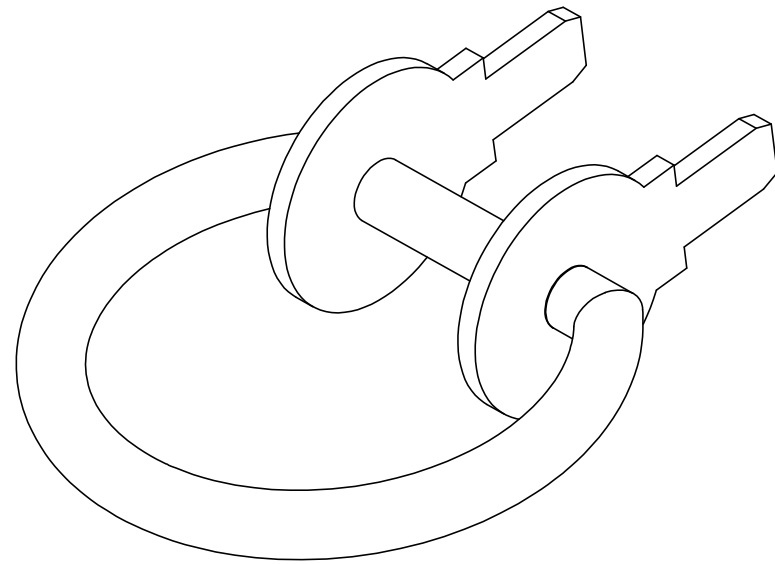


KEYSWITCH PACK	
DESCRIPTION	QTY.
KEYSWITCH RUBBER CAP	1
KEYSWITCH HARNESS	1
SET OF 2 KEYS	1
KEYSWITCH WITHOUT CABLE	1

PART NUMBER	
NORTH AMERICA	EUROPE
192874	203105

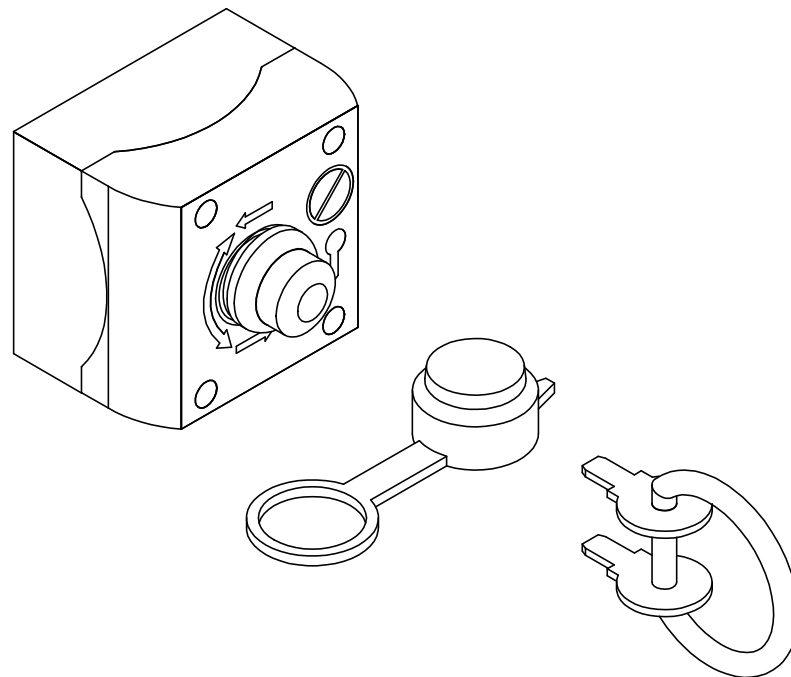
WARNING LABEL PACK		
DESCRIPTION	QTY. (ENGLISH)	QTY. (FRENCH)
OPERATOR WARNING FOR SPA COVER	1	1
OPERATOR CAUTION FOR CABLE	1	1
COVANA SAFETY (ENGLISH)	8	-
COVANA SAFETY (FRENCH)	-	8
KEY SWITCH IDENTIFICATION	1	1
OPERATOR NO STEP WARNING	1	1
KEYSWITCH WARNING	1	1

KEY PACK	
DESCRIPTION	QTY.
KEY	2




PART NUMBER	
226538	

KEYSWITCH W/O CABLE PACK	
DESCRIPTION	QTY.
KEY	2
KEYSWITCH WITHOUT CABLE	1
KEYSWITCH RUBBER CAP	1



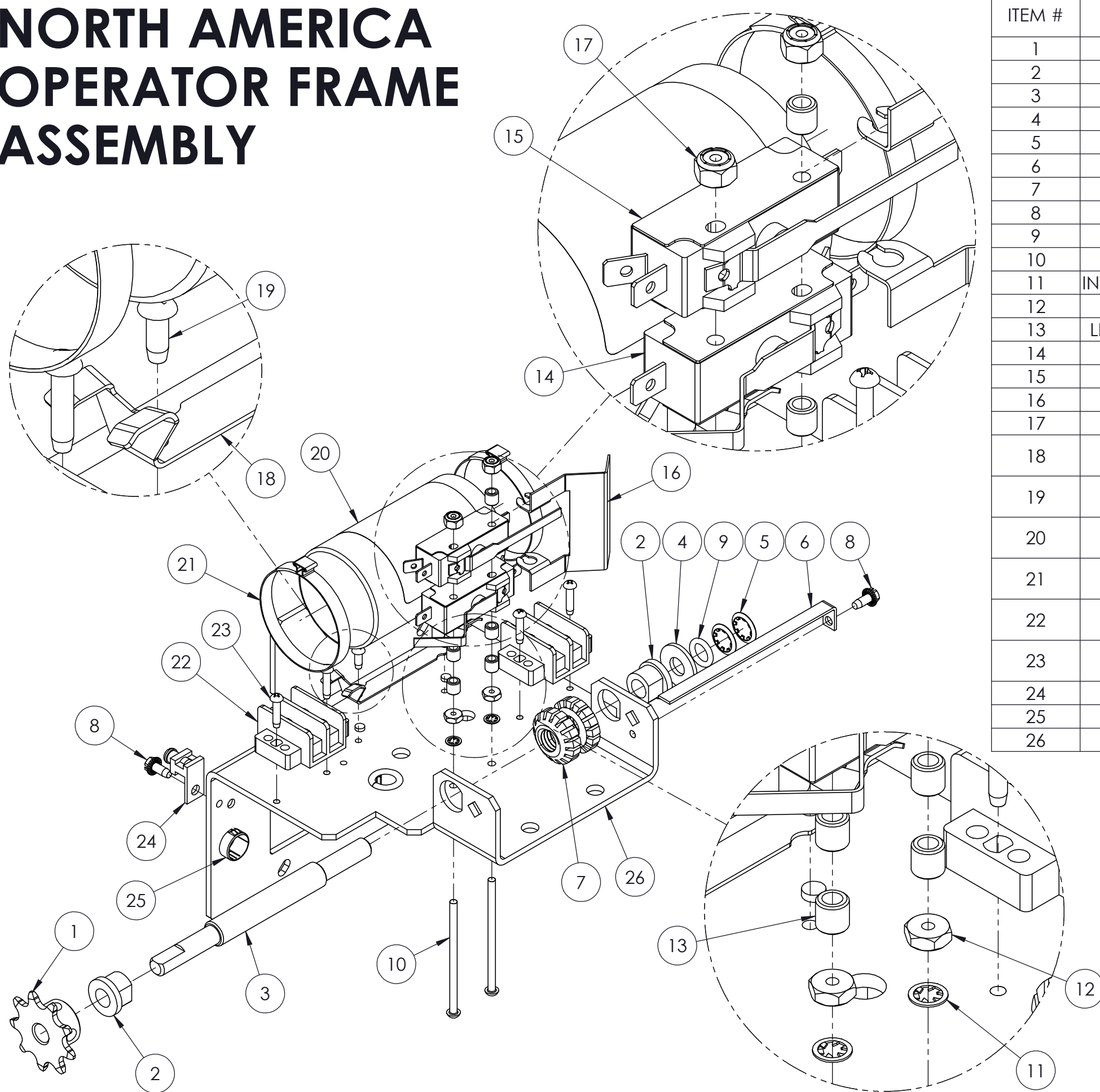
PART NUMBER	
226539	

KEYSWITCH CABLE PACK	
DESCRIPTION	QTY.
25' KEYSWITCH CABLE	1



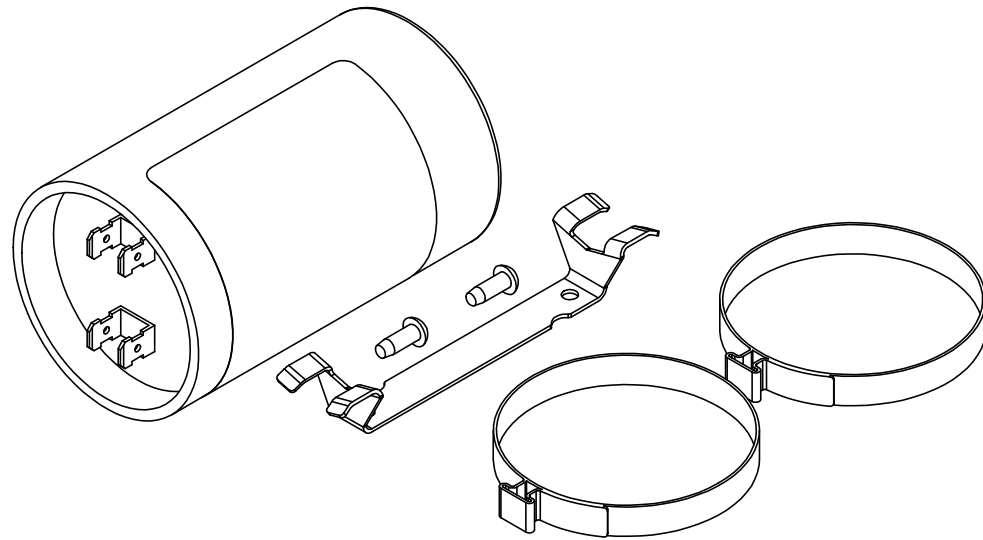
PART NUMBER	
NORTH AMERICA	EUROPE
200409	203107

# NORTH AMERICA OPERATOR FRAME ASSEMBLY



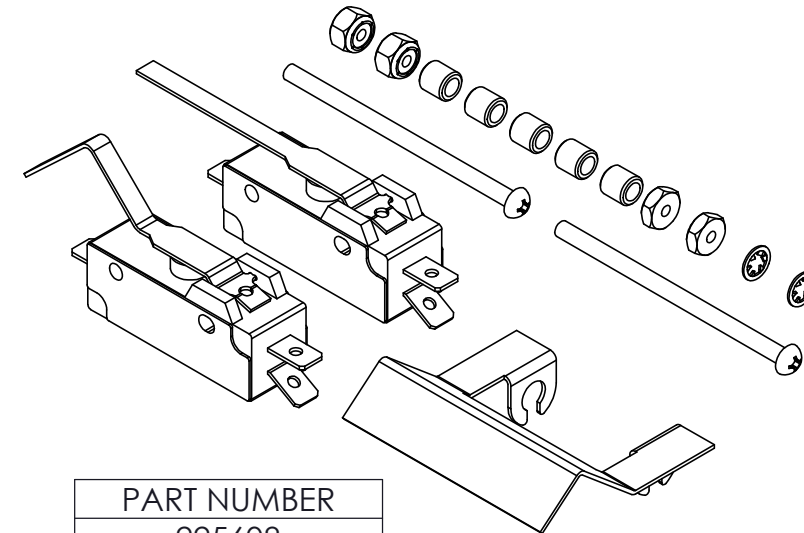
ITEM #	DESCRIPTION	PART NUMBER	CATALOG PAGE
1	SMALL SPROCKET	SEE SPROCKET PACK	11
2	BUSHING W/ FLAT	SEE LIMIT SHAFT PACK	15
3	LIMIT SHAFT 1/2-13UNC	SEE LIMIT SHAFT PACK	15
4	3/8 FLAT WASHER	SEE LIMIT SHAFT PACK	15
5	EXTERNAL 3/8 RETAINING RING	SEE LIMIT SHAFT PACK	15
6	COV-OAS-OPERATOR CAM PLATE	SEE LIMIT SHAFT PACK	15
7	THREADED CAM	SEE LIMIT SHAFT PACK	15
8	8-32X3/8 TYPE F S-TAP SCREW	SEE LIMIT SHAFT PACK	15
9	LIMIT SHAFT O-RING	SEE LIMIT SHAFT PACK	15
10	6-32 X 2-1/2" MACHINE SCREW	SEE LIMIT SWITCH PACK	15
11	INTERNAL TOOTH LOCK WASHER NO 6	SEE LIMIT SWITCH PACK	15
12	6-32 HEX NUT Z/P	SEE LIMIT SWITCH PACK	15
13	LIMIT SWITCH SPACER 1/4"X1/4" ALU.	SEE LIMIT SWITCH PACK	15
14	UPPER LIMIT SWITCH	SEE LIMIT SWITCH PACK	15
15	LOWER LIMIT SWITCH	SEE LIMIT SWITCH PACK	15
16	LIMIT LEVER	SEE LIMIT SWITCH PACK	15
17	6-32 HEX NYLON LOCK NUT Z/P	SEE LIMIT SWITCH PACK	15
18	ANCHOR / MOUNTING BRACKET	SEE NORTH AMERICA CAPACITOR PACK	15
19	6-32 X 3/8" TYPE F SLFTP SCREW	SEE NORTH AMERICA CAPACITOR PACK	15
20	CAPACITOR	SEE NORTH AMERICA CAPACITOR PACK	15
21	11" CABLE TIE / CAPACITOR STRAP	SEE NORTH AMERICA CAPACITOR PACK	15
22	DOUBLE CONNECTOR BLOCK	SEE DOUBLE CONNECTOR BLOCK PACK	15
23	6-32 X 5/8" TYPE F SLFTP SCREW	SEE DOUBLE CONNECTOR BLOCK PACK	15
24	GROUND CONNECTOR	NOT AVAILABLE	-
25	WIRE PROTECTION BUSHING	NOT AVAILABLE	-
26	COV-OAS-OPERATOR FRAME	NOT AVAILABLE	-

NORTH AMERICA CAPACITOR PACK	
DESCRIPTION	QTY.
CAPACITOR	1
6-32 X 3/8" TYPE F SLFTP SCREW	2
ANCHOR / MOUNTING BRACKET	1
11" CABLE TIE / CAPACITOR STRAP	2



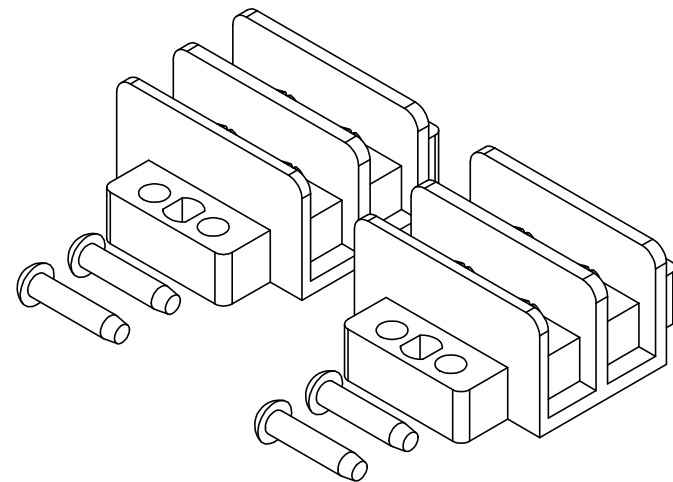
PART NUMBER
221430

LIMIT SWITCH PACK	
DESCRIPTION	QTY.
UPPER LIMIT SWITCH	1
LOWER LIMIT SWITCH	1
6-32 HEX NYLON LOCK NUT Z/P	2
LIMIT SWITCH SPACER 1/4"X1/4" ALU.	5
6-32 HEX NUT Z/P	2
INTERNAL TOOTH LOCK WASHER NO 6	2
LIMIT LEVER	1
6-32 X 2-1/2" MACHINE SCREW	2



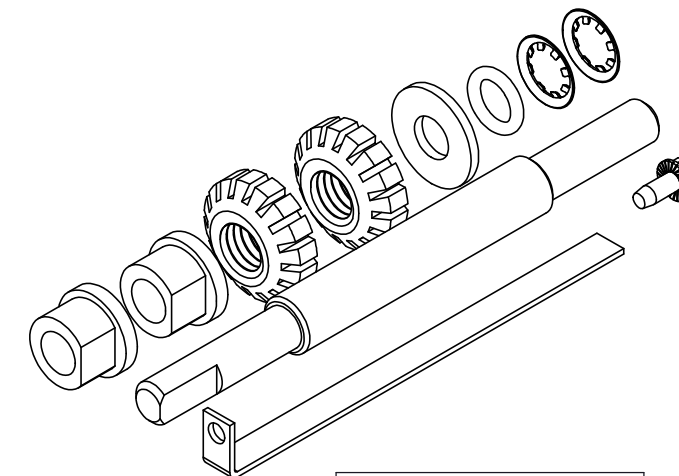
PART NUMBER
225608

DOUBLE CONNECTOR BLOCK PACK	
DESCRIPTION	QTY.
DOUBLE CONNECTOR BLOCK	2
6-32 X 5/8" TYPE F SLFTP SCREW	4



PART NUMBER
226540

LIMIT SHAFT PACK	
DESCRIPTION	QTY.
LIMIT SHAFT 1/2-13UNC	1
BUSHING W/ FLAT	2
THREADED CAM	2
3/8 FLAT WASHER	1
LIMIT SHAFT O-RING	1
EXTERNAL 3/8 RETAINING RING	2
COV-OAS-OPERATOR CAM PLATE	1
8-32X3/8 TYPE F S-TAP SCREW	1

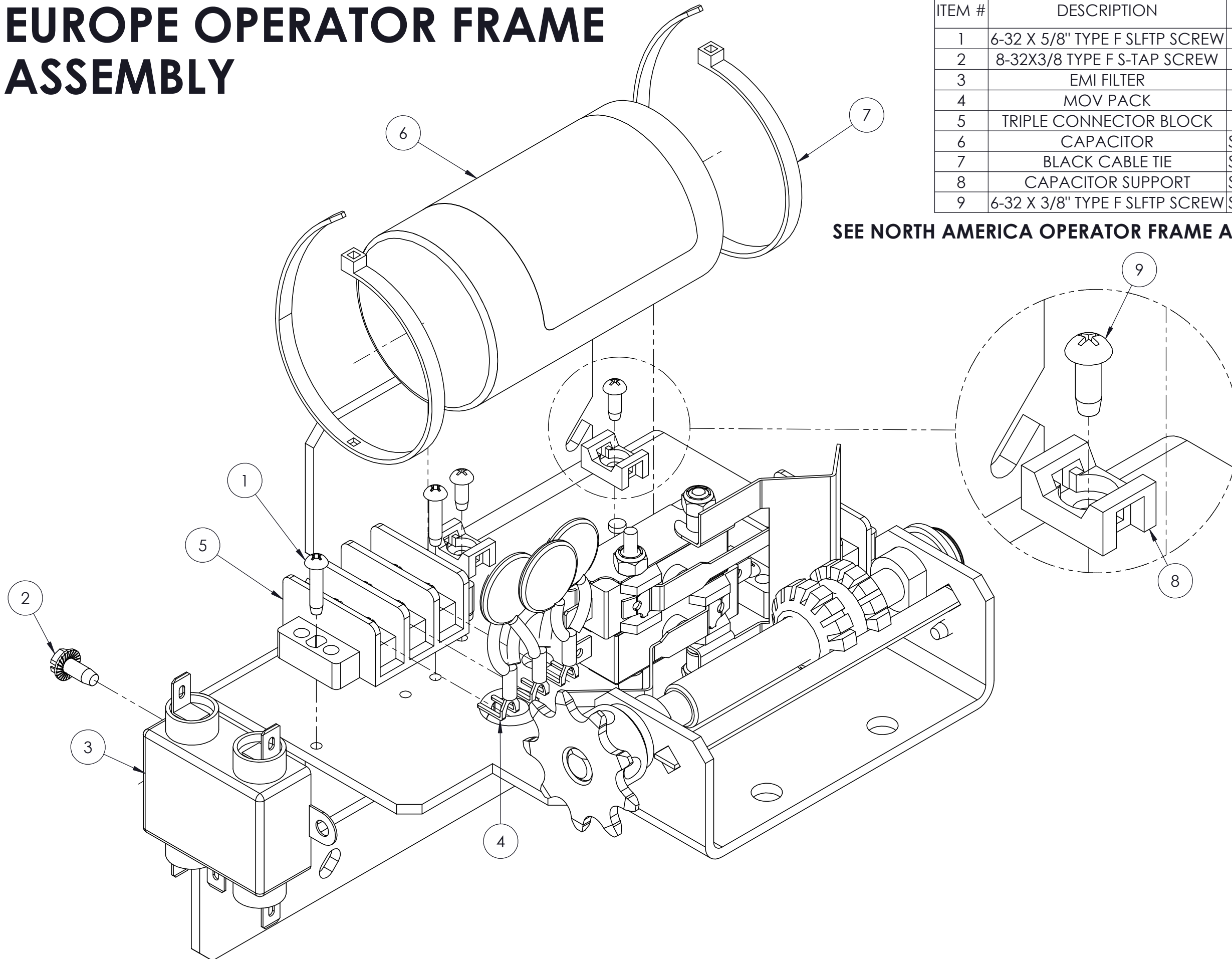


PART NUMBER
226541

# EUROPE OPERATOR FRAME ASSEMBLY

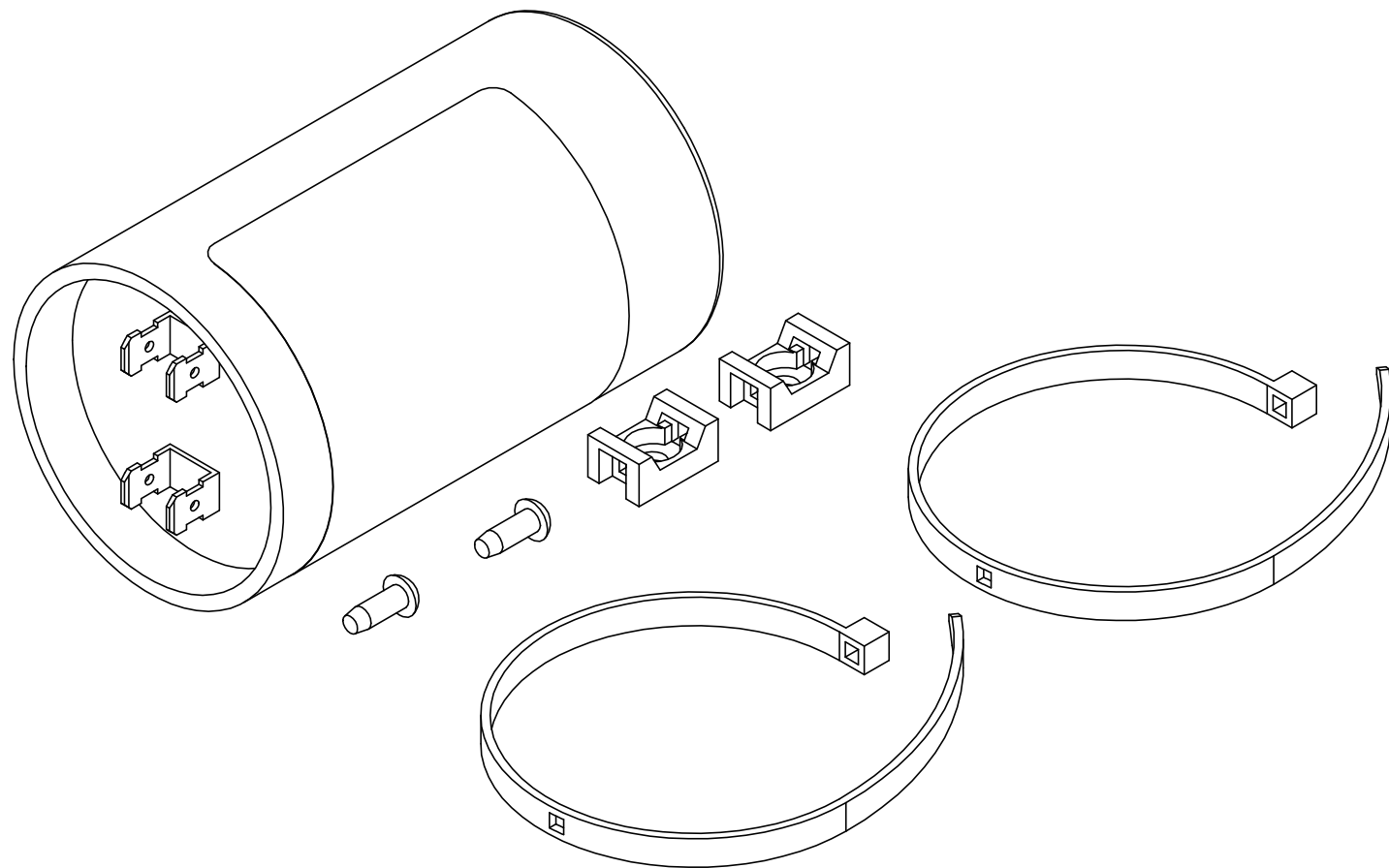
ITEM #	DESCRIPTION	PART NUMBER	CATALOG PAGE
1	6-32 X 5/8" TYPE F SLFTP SCREW	SEE EMI FILTER PACK	17
2	8-32X3/8 TYPE F S-TAP SCREW	SEE EMI FILTER PACK	17
3	EMI FILTER	SEE EMI FILTER PACK	17
4	MOV PACK	SEE EMI FILTER PACK	17
5	TRIPLE CONNECTOR BLOCK	SEE EMI FILTER PACK	17
6	CAPACITOR	SEE EUROPE CAPACITOR PACK	17
7	BLACK CABLE TIE	SEE EUROPE CAPACITOR PACK	17
8	CAPACITOR SUPPORT	SEE EUROPE CAPACITOR PACK	17
9	6-32 X 3/8" TYPE F SLFTP SCREW	SEE EUROPE CAPACITOR PACK	17

SEE NORTH AMERICA OPERATOR FRAME ASSEMBLY (P.14) FOR OTHER PARTS



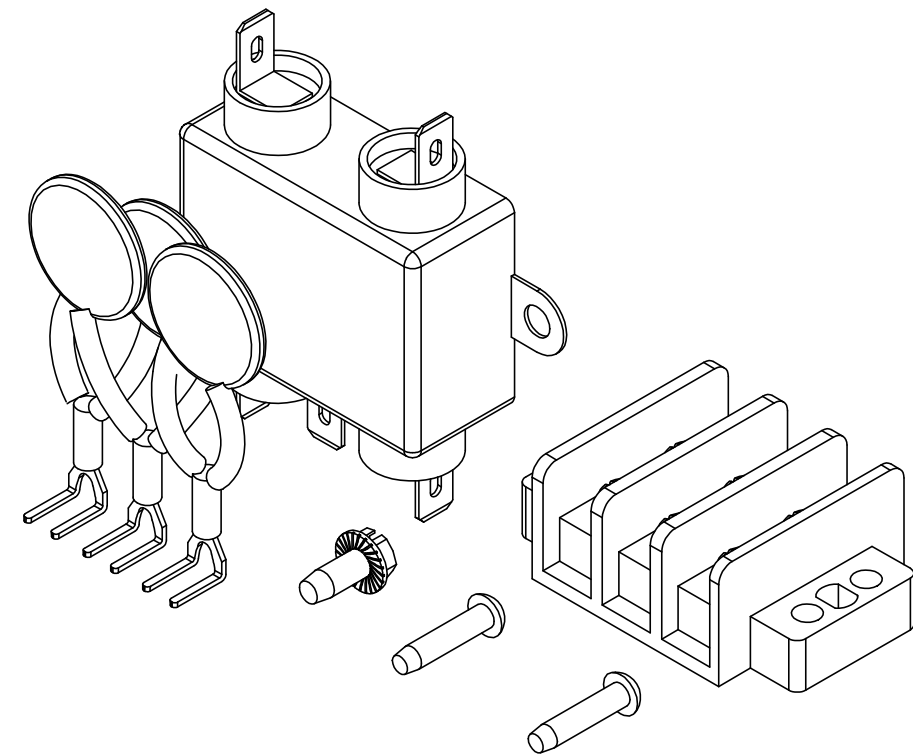


EUROPE CAPACITOR PACK	
DESCRIPTION	QTY.
CAPACITOR	1
6-32 X 3/8" TYPE F SLFTP SCREW	2
CAPACITOR SUPPORT	2
BLACK CABLE TIE	2



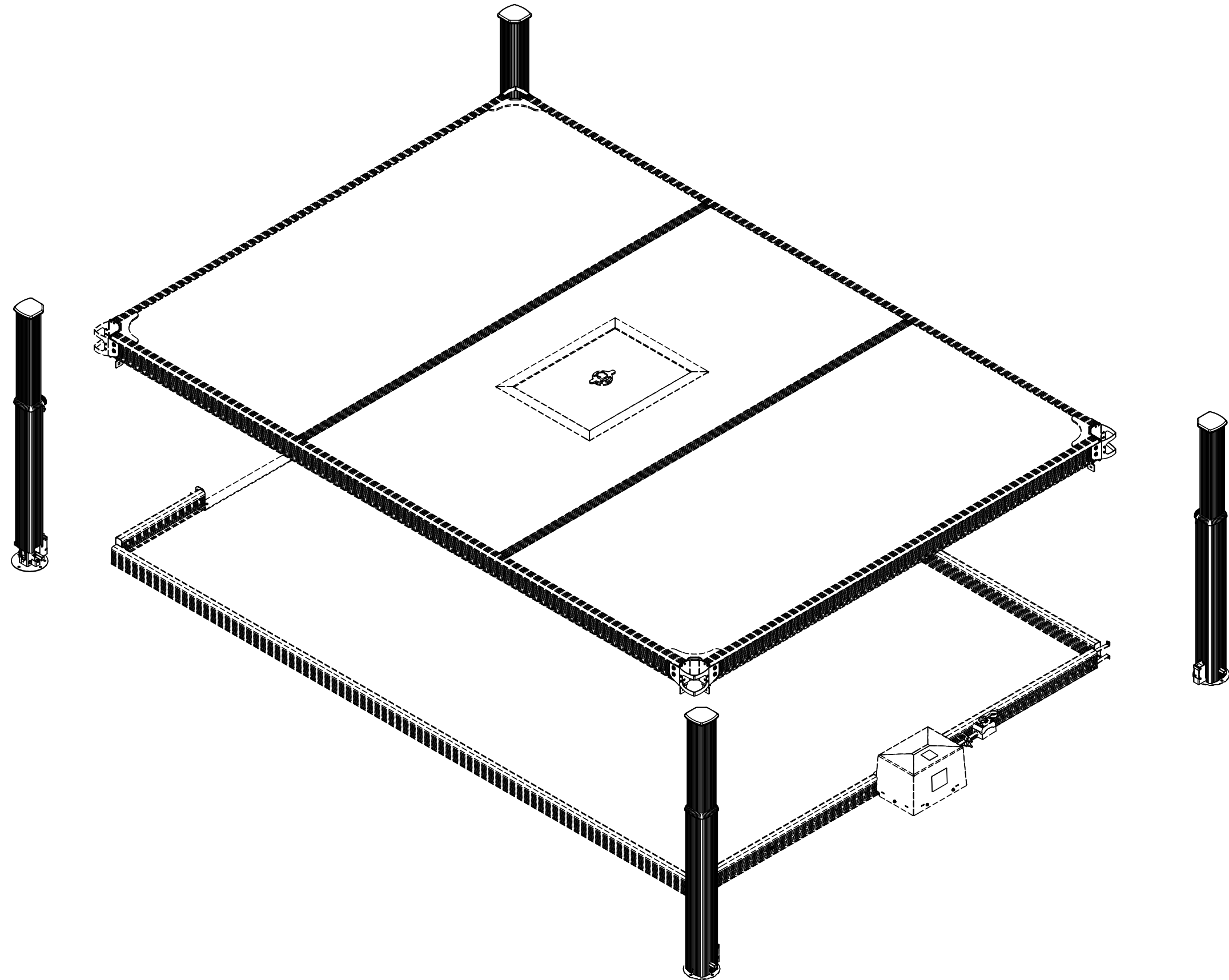
PART NUMBER
221415

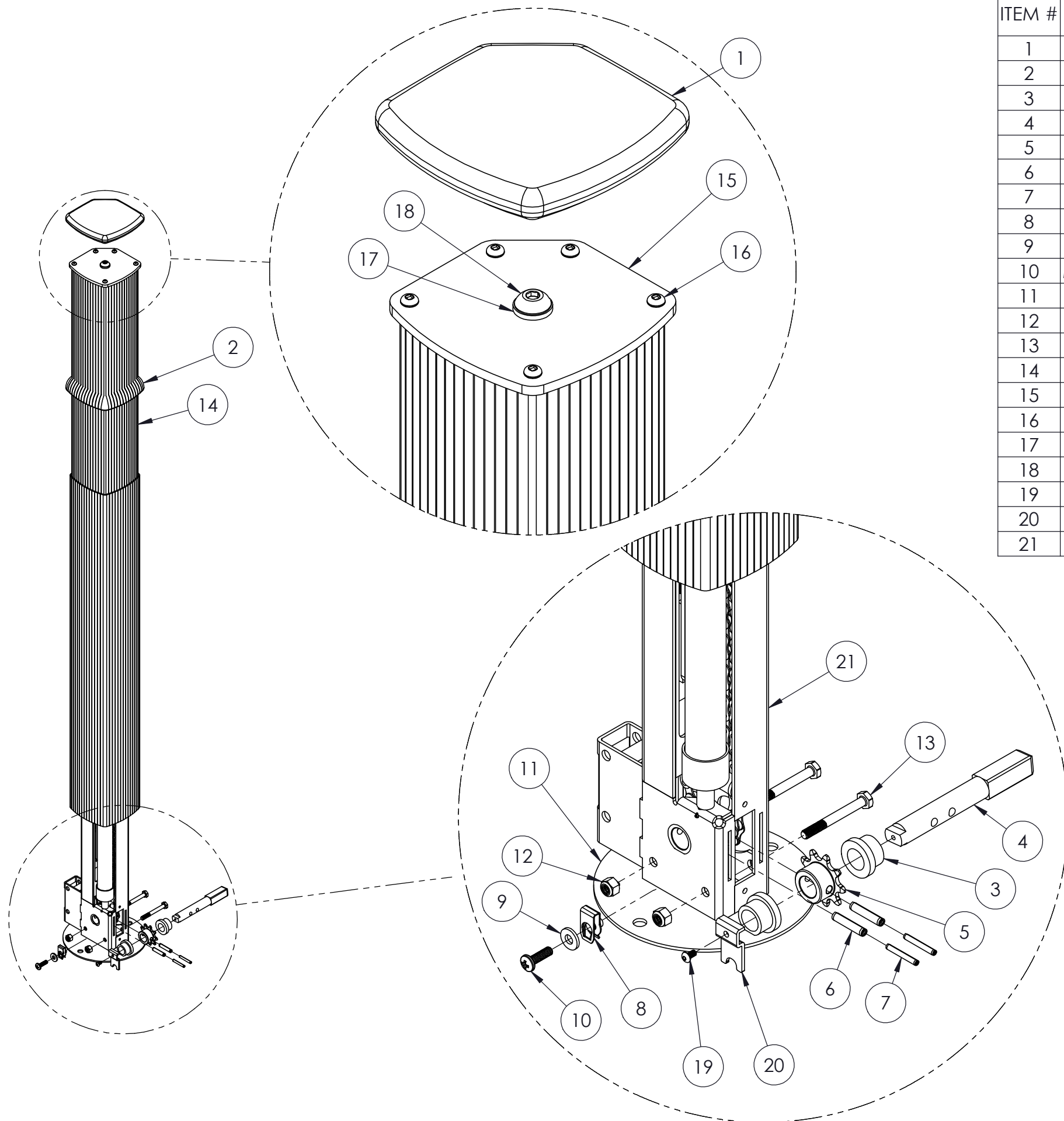
EMI FILTER PACK	
DESCRIPTION	QTY.
EMI FILTER	1
MOV PACK	1
6-32 X 5/8" TYPE F SLFTP SCREW	2
TRIPLE CONNECTOR BLOCK	1
8-32X3/8 TYPE F S-TAP SCREW	1



PART NUMBER
221470

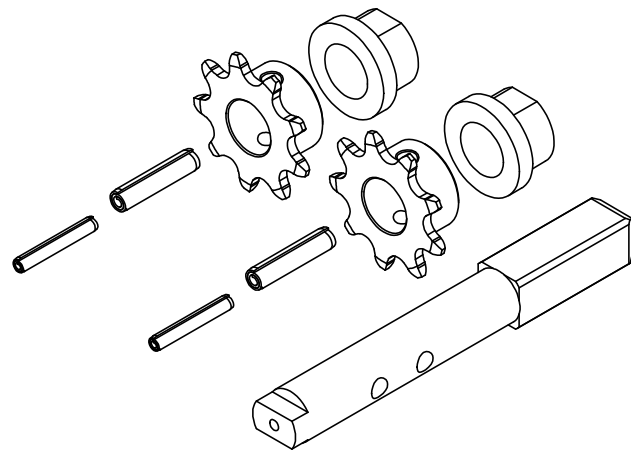
# SECTION 1.1.2 - POSTS ASSEMBLY






ITEM #	DESCRIPTION	PART NUMBER	CATALOG PAGE
1	TOP PLATE MOLDED COVER	SEE TOP PLATE COVER PACK	20
2	ALL-WEATHER SEAL MOLDED BLACK	SEE ALL WEATHER SEAL PACK	20
3	UHMW BUSHING	SEE BUSHING PACK	20
4	SHAFT	SEE LOWER SHAFT PACK	20
5	SPROCKET 410B9-5/8KO-SO-PH6MM	SEE LOWER SHAFT PACK	20
6	6mm SPRING PIN	SEE SPRING PACK	20
7	4mm SPRING PIN	SEE SPRING PACK	20
8	M6-1.0 PANEL NUT PAINTED	SEE PANNEL NUT PACK	20
9	1/4" PAINTED FLAT WASHER	SEE PANNEL NUT PACK	20
10	M6 x 1.0 x 20 mm LG. PHILIPS SCREW	SEE PANNEL NUT PACK	20
11	FOOT ASSEMBLY	SEE FOOT PLATE PACK	21
12	1/4-20 HEX NYLON LOCK NUT	SEE FOOT PLATE PACK	21
13	1/4-20x2 1/4" HEX CAP SCREW	SEE FOOT PLATE PACK	21
14	SLEEVE ASSEMBLY	SEE SLEEVE PACK	21
15	VERTICAL POST TOP PLATE	SEE SLEEVE PACK	21
16	#8 X 3/4"RHSD SLFTP SCREW	SEE SLEEVE PACK	21
17	TOP PLATE BUSHING	SEE TOP BUSHING PACK	22
18	3/8-24x1 BUTTON HEAD SCREW	SEE TOP BUSHING PACK	22
19	M4 8MM LG. BUTTON HEAD SCREW	SEE SHAFT LOCK PACK	22
20	SHAFT LOCK BRACKET	SEE SHAFT LOCK PACK	22
21	JACK	SEE JACK SECTION	23

LOWER SHAFT PACK	
DESCRIPTION	QTY.
6 mm SPRING PIN	2
4mm SPRING PIN	2
UHMW BUSHING	2
SHAFT	1
SPROCKET 410B9-5/8KO-SO-PH6MM	2



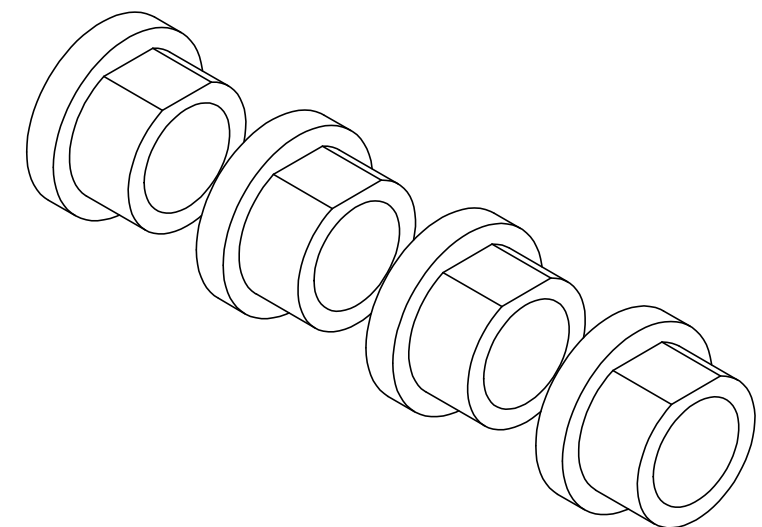
PART NUMBER
226542

SPRING PIN PACK	
DESCRIPTION	QTY.
6 mm SPRING PIN	10
4mm SPRING PIN	10



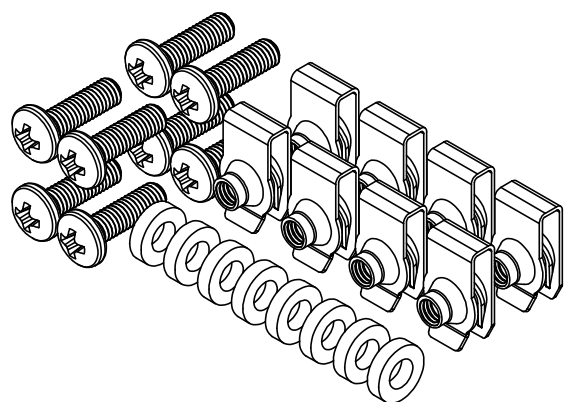
PART NUMBER
226543

BUSHING PACK	
DESCRIPTION	QTY.
UHMW BUSHING	4



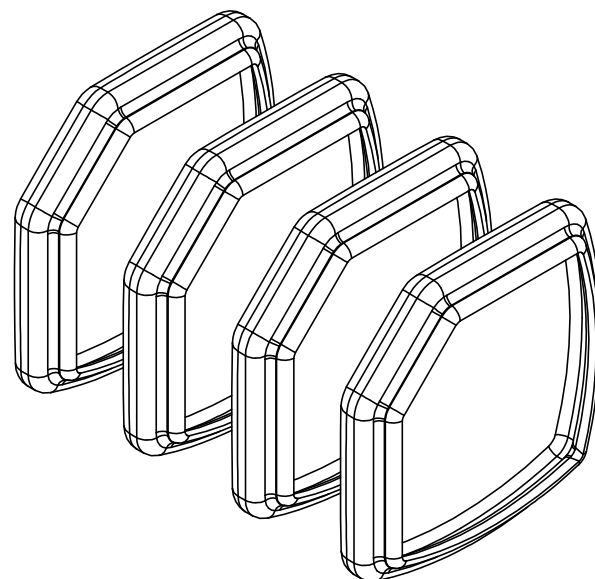
PART NUMBER
226544

PANEL NUT PACK	
DESCRIPTION	QTY.
M6-1.0 PANEL NUT PAINTED	8
1/4" NYLON WASHER	8
M6 x 1.0 x 20 mm LG. PHILIPS SCREW	8



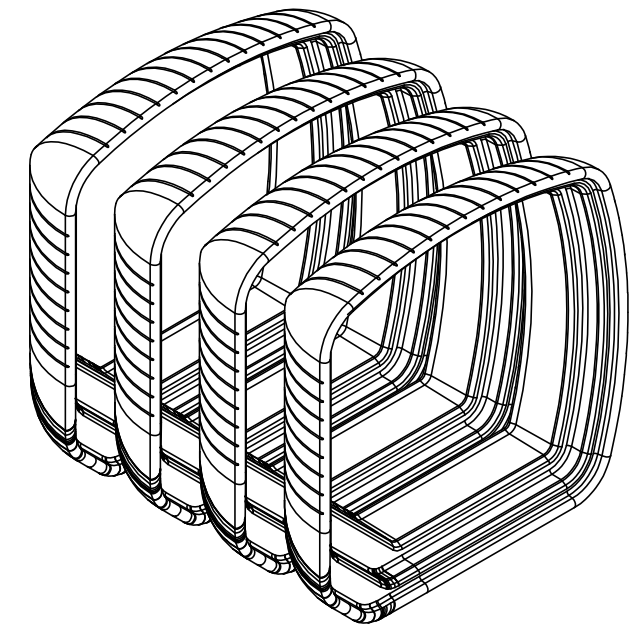
PART NUMBER	
MOCHA	SLATE
226545	226546

TOP PLATE COVER PACK	
DESCRIPTION	QTY.
TOP PLATE MOLDED COVER	4



PART NUMBER
226547

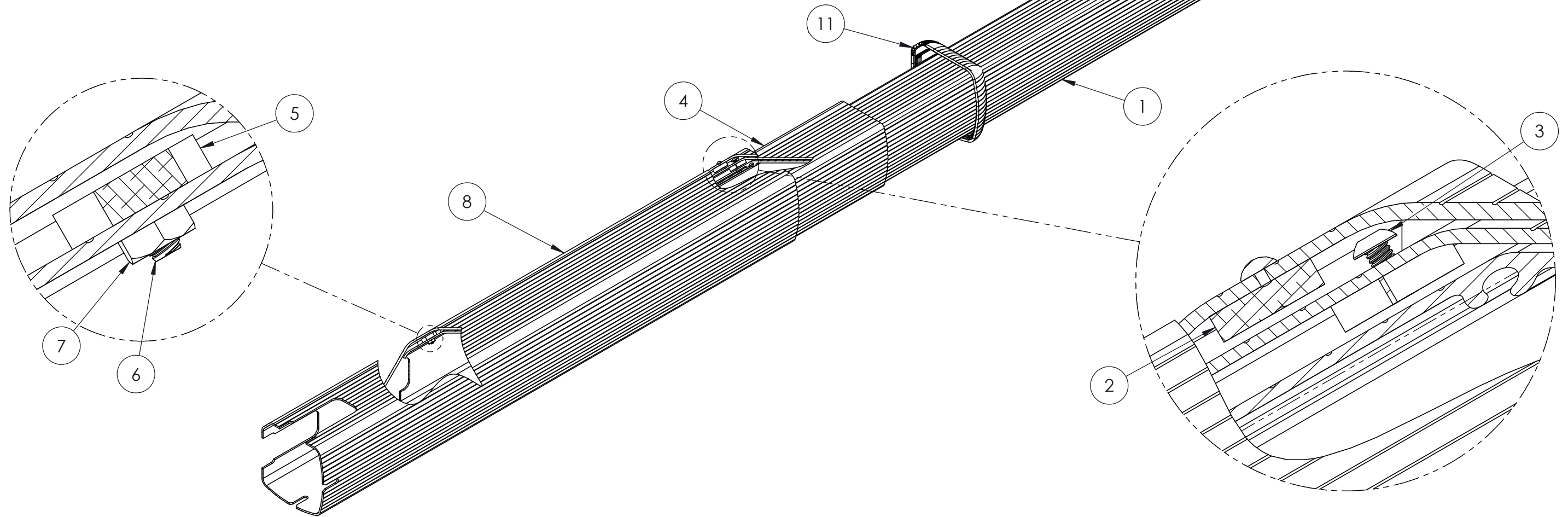
ALL WEATHER SEAL PACK	
DESCRIPTION	QTY.
ALL-WEATHER SEAL MOLDED BLACK	4



PART NUMBER
226548

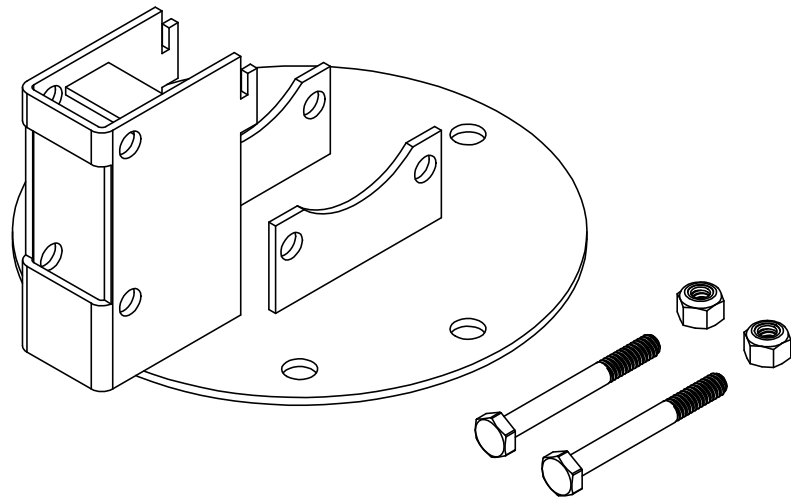
**IMPORTANT NOTE: PLEASE IDENTIFY YOUR COVANA COVER VERSION BEFORE SELECTING REPLACEMENT PART NUMBERS.**

ITEM #	DESCRIPTION	SLEEVE PACK				CATALOG PAGE
		PART NUMBER 8FT/9FT(SH) MOCHA	PART NUMBER 8FT/9FT(SH) SLATE	PART NUMBER 9FT-11FT MOCHA	PART NUMBER 9FT-11FT SLATE	
1	INNER SLEEVE	196481	200255	196481	200255	N/A
2	COV-STOPPER-THREADED (ALU)	SEE STOPPER PACK	SEE STOPPER PACK	SEE STOPPER PACK	SEE STOPPER PACK	22
3	#8-32 x 1/4" LG. ALLEN SCREW SS	SEE STOPPER PACK	SEE STOPPER PACK	SEE STOPPER PACK	SEE STOPPER PACK	22
4	MIDDLE SLEEVE	198322	196477	212727	212726	N/A
5	COV-STOPPER-HOLE (ALU)	SEE STOPPER PACK	SEE STOPPER PACK	SEE STOPPER PACK	SEE STOPPER PACK	22
6	8-32 x 7/16" FLAT HEAD SOCKET CAP SCREW S.S.	SEE STOPPER PACK	SEE STOPPER PACK	SEE STOPPER PACK	SEE STOPPER PACK	22
7	8-32 MACHINE SCREW NUT Z/P	SEE STOPPER PACK	SEE STOPPER PACK	SEE STOPPER PACK	SEE STOPPER PACK	22
8	OUTER SLEEVE	200256	200257	212729	212728	N/A
9	VERTICAL POST TOP PLATE	SEE VERTICAL POST TOP PLATE PACK	SEE VERTICAL POST TOP PLATE PACK	SEE VERTICAL POST TOP PLATE PACK	SEE VERTICAL POST TOP PLATE PACK	22
10	#8 X 3/4"RHSD SLFTP SCREW	SEE VERTICAL POST TOP PLATE PACK	SEE VERTICAL POST TOP PLATE PACK	SEE VERTICAL POST TOP PLATE PACK	SEE VERTICAL POST TOP PLATE PACK	22
11	ALL-WEATHER SEAL MOLDED BLACK	SEE ALL WEATHER SEAL PACK	SEE ALL WEATHER SEAL PACK	SEE ALL WEATHER SEAL PACK	SEE ALL WEATHER SEAL PACK	20



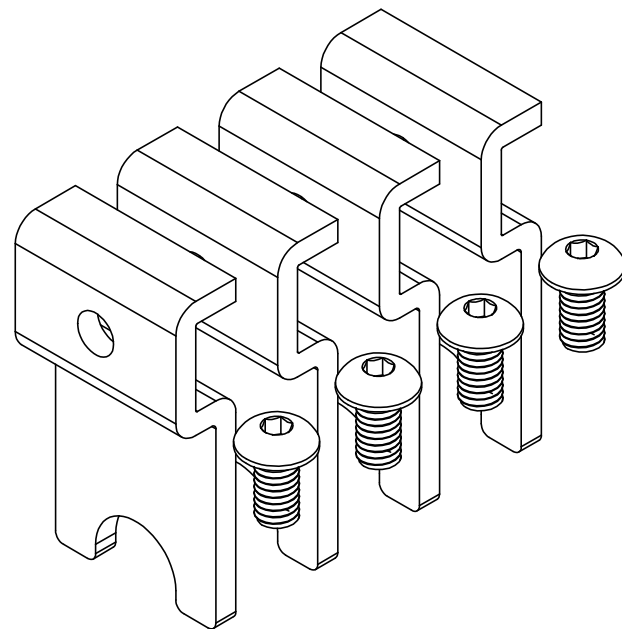
PART NUMBER							
8FT MOCHA	8FT SLATE	9FT(SH) MOCHA	9FT(SH) SLATE	9FT MOCHA	9FT SLATE	10FT-11FT MOCHA	10FT-11FT SLATE
214627	214628	214627	214628	214270	214271	214270	214271

FOOT PLATE PACK	
DESCRIPTION	QTY.
FOOT ASSEMBLY	1
1/4-20x2 1/4" HEX CAP SCREW	2
1/4-20 HEX NYLON LOCK NUT	2



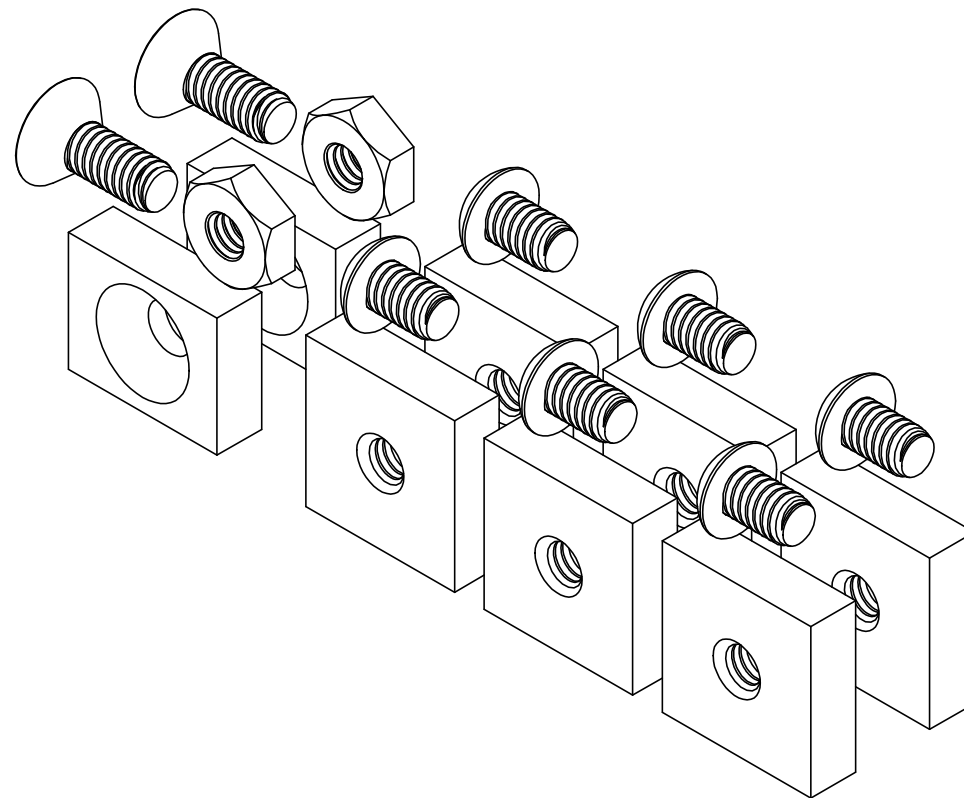
PART NUMBER	
MOCHA	SLATE
226549	226550

SHAFT LOCK PACK	
DESCRIPTION	QTY.
SHAFT LOCK BRACKET	4
M4 8MM LG. BUTTON HEAD SCREW	4



PART NUMBER
226551

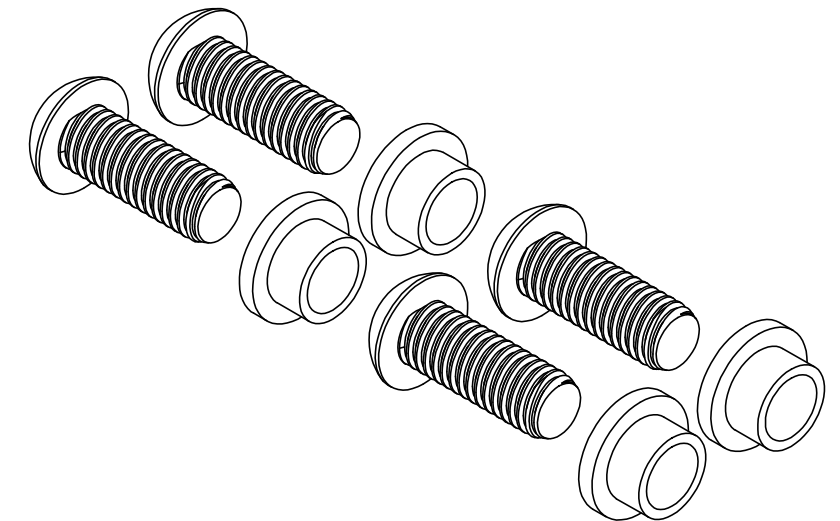
STOPPER PACK		
DESCRIPTION	QTY. (GREY)	QTY. (BLACK)
COV-STOPPER-THREADED (ALU)	6	4
8-32 x 7/16" FLAT HEAD SOCKET CAP SCREW S.S.	2	2
8-32 MACHINE SCREW NUT Z/P	2	2
COV-STOPPER-HOLE (ALU)	2	2
#8-32 x 1/4" LG. ALLEN SCREW SS	6	6
STOPPER THREADED - BLACK	N/A	2



**IMPORTANT**  
BLACK STOPPER CANNOT BE REPLACED BY GRAY STOPPER.

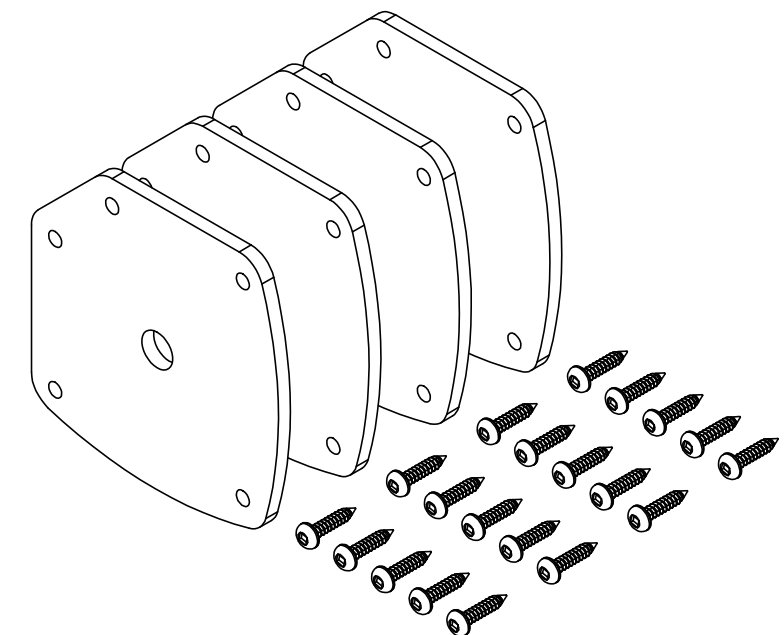
PART NUMBER	
GREY	BLACK
226552	226553

TOP BUSHING PACK	
DESCRIPTION	QTY.
TOP PLATE BUSHING	4
3/8-24x1 BUTTON HEAD SCREW	4



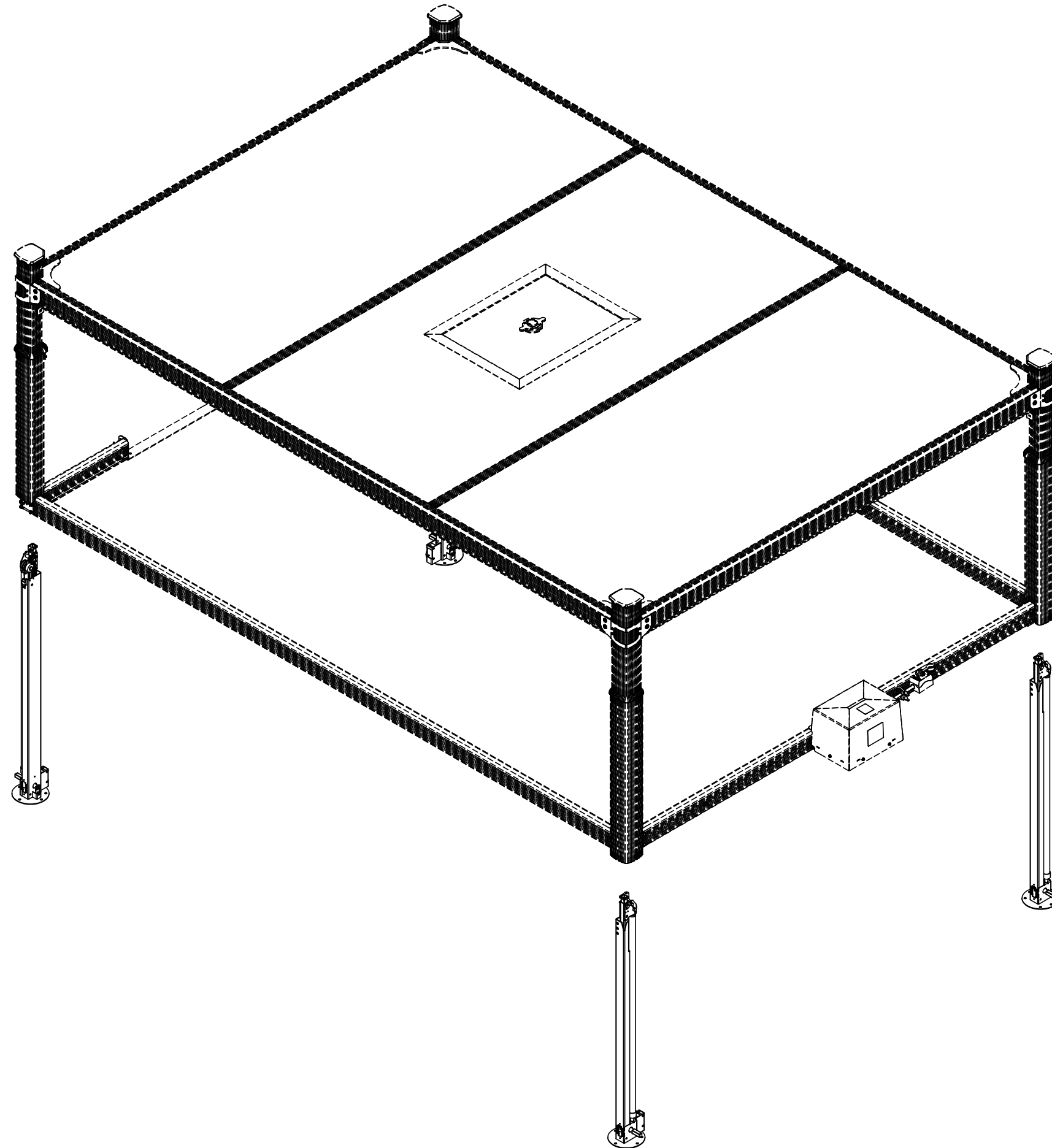
PART NUMBER
226554

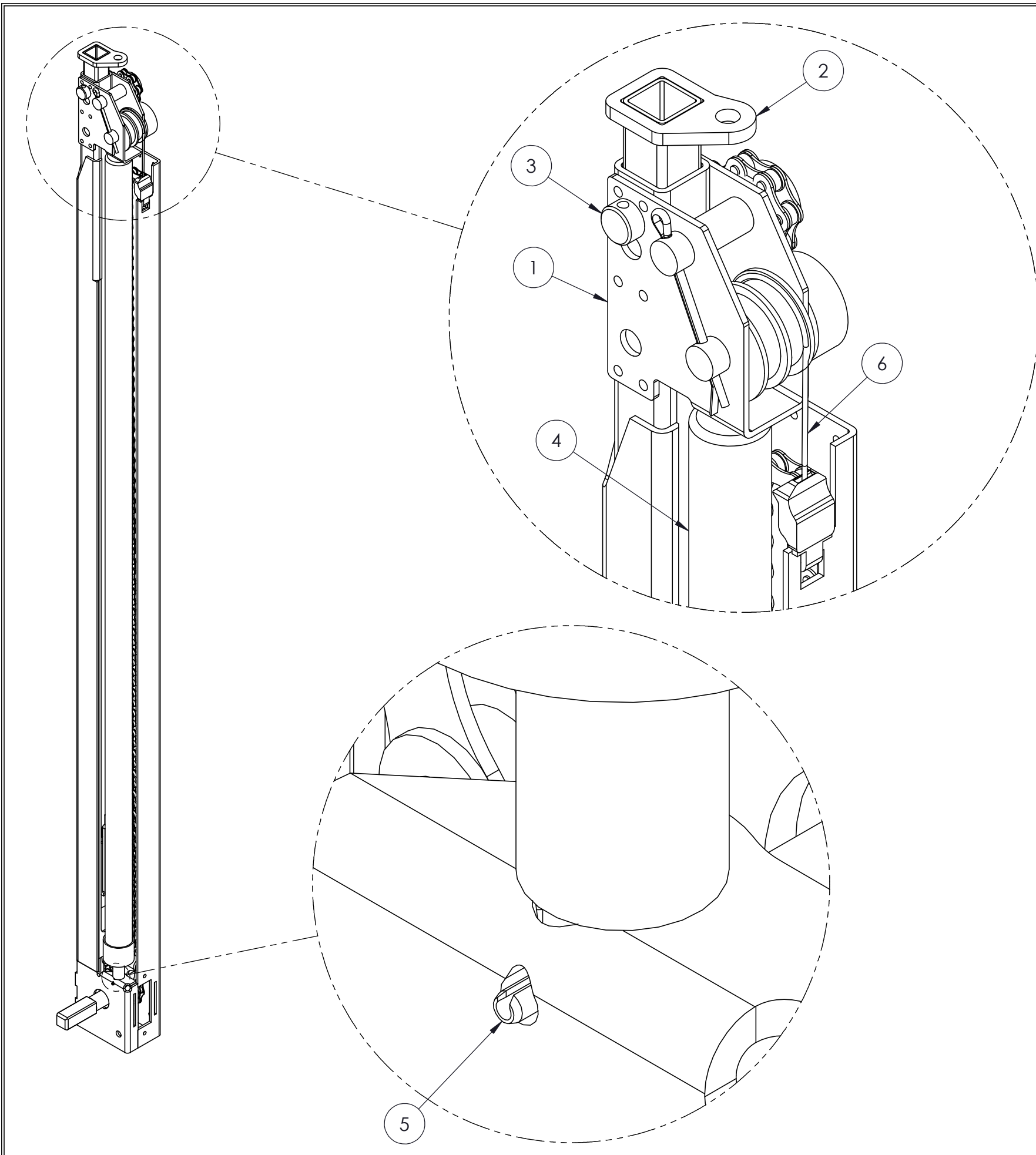
VERTICAL POST TOP PLATE PACK	
DESCRIPTION	QTY.
VERTICAL POST TOP PLATE	4
#8 X 3/4"RHSD SLFTP SCREW	20



PART NUMBER
226555

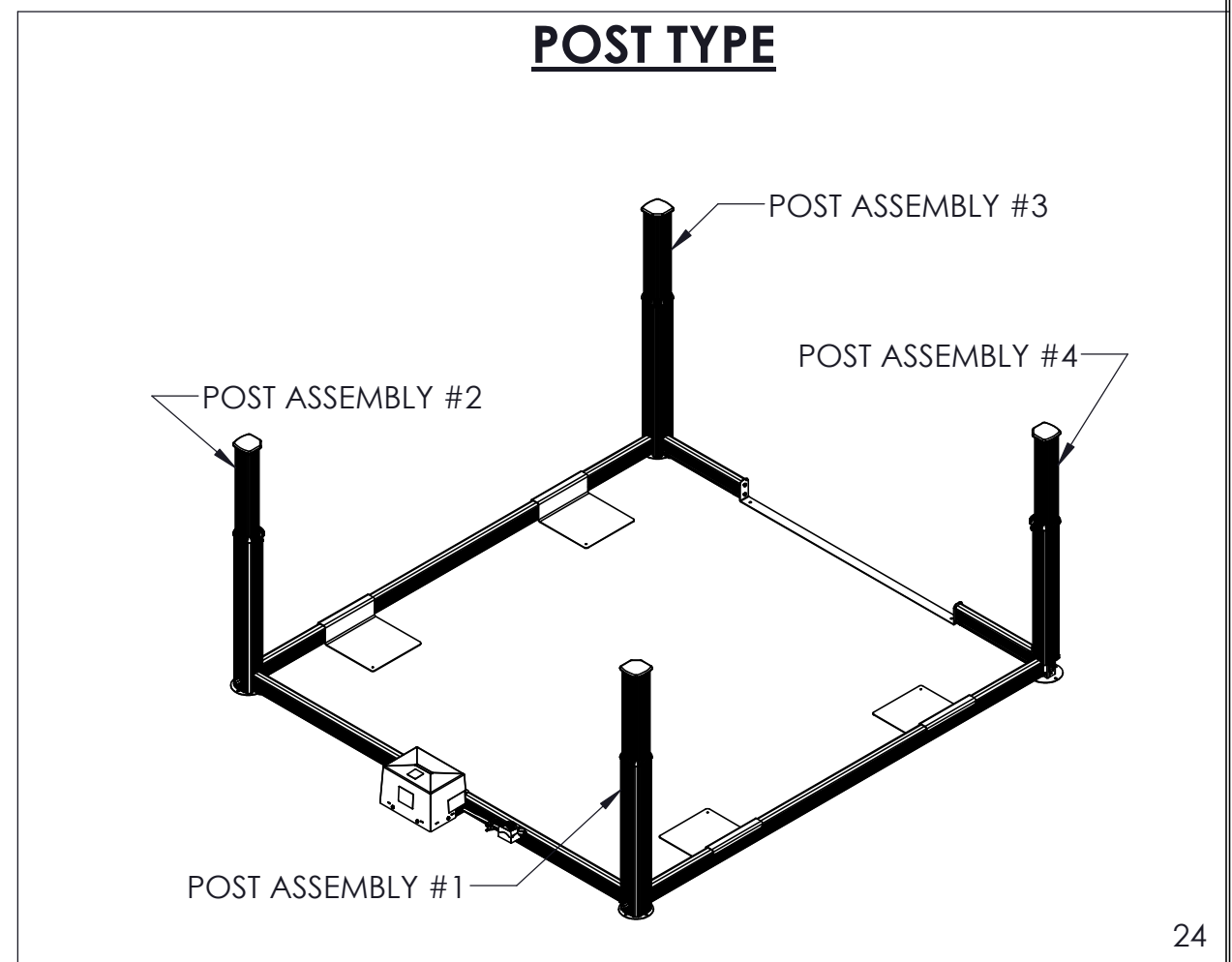
# SECTION 1.1.2.1 - JACK ASSEMBLY






ITEM #	DESCRIPTION	PART NUMBER	CATALOG PAGE
1	MIDDLE TUBE ASS'Y	SEE MIDDLE TUBE PACK	25
2	INTERNAL TUBE	SEE INTERNAL TUBE PACK	26
3	PIN 6mm x 41mm LG.	NOT AVAILABLE	-
4	GAS SPRING	SEE GAS SPRING PACK	27
5	SPRING PIN 2mm x 12mm LG.	SEE GAS SPRING PACK	27
6	L CABLE	SEE CABLE PACK	27

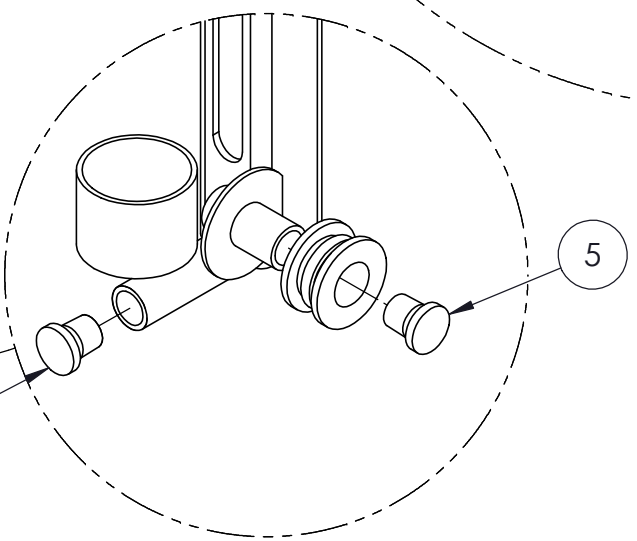
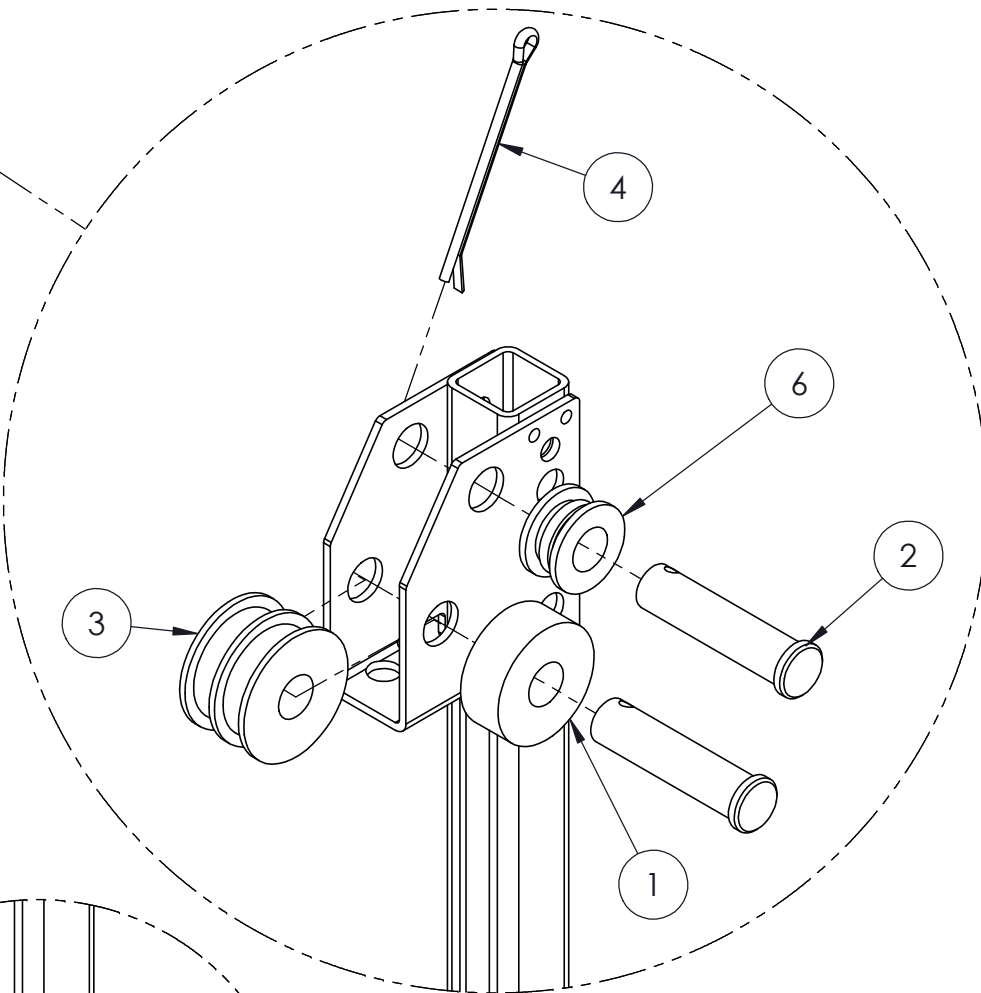
COMPLETE JACK ASSEMBLY	
POST ASS'Y #1 & 2	POST ASS'Y #3 & 4
216534	216584



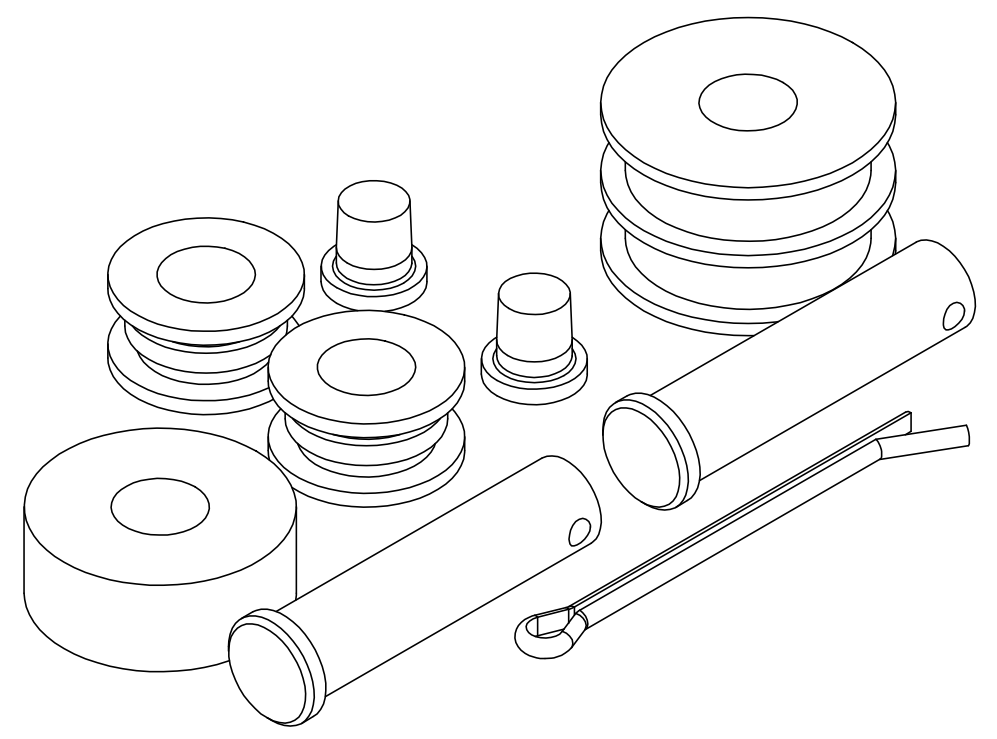




MIDDLE TUBE ASS'Y			
ITEM #	DESCRIPTION	PART NUMBER	CATALOG PAGE
1	CHAIN GUIDE	SEE MIDDLE TUBE PACK	25
2	IDLER PIN	SEE MIDDLE TUBE PACK	25
3	CABLE IDLER	SEE MIDDLE TUBE PACK	25
4	CUTTER PIN	SEE MIDDLE TUBE PACK	25
5	NOZZLE	SEE MIDDLE TUBE PACK	25
6	CHAIN IDLER	SEE MIDDLE TUBE PACK	25



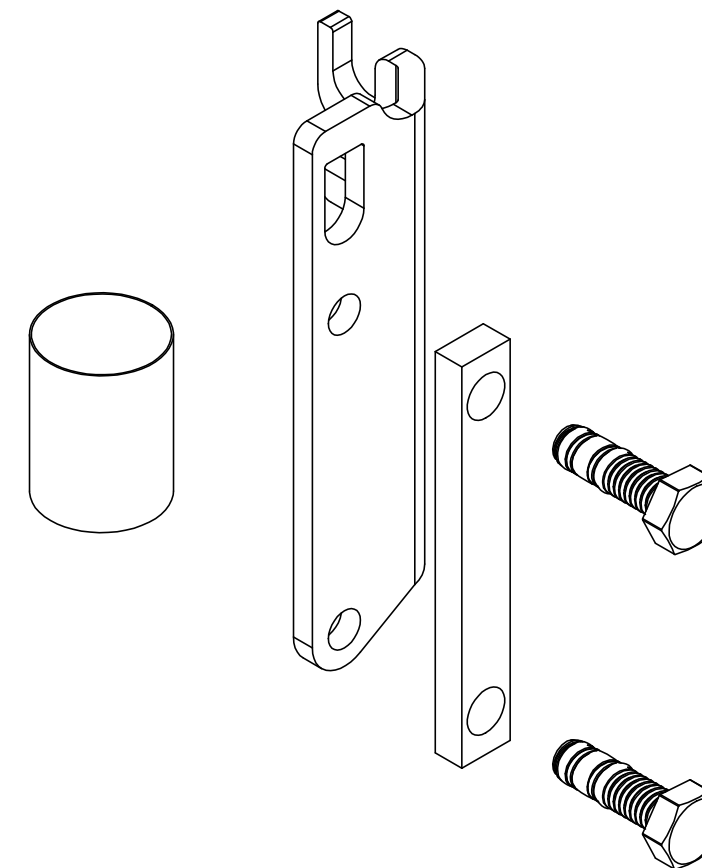
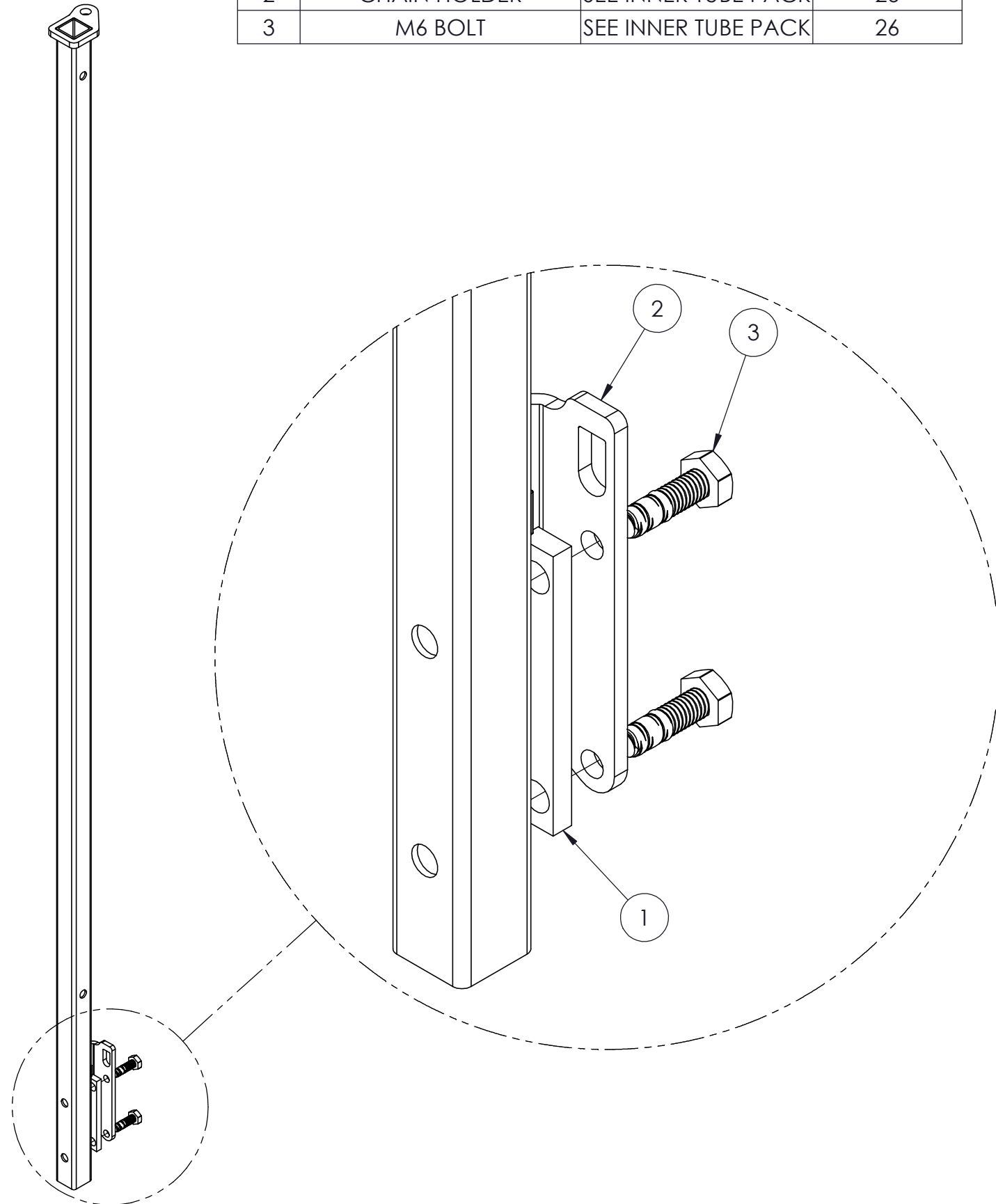
MIDDLE TUBE PACK	
DESCRIPTION	QTY.
CHAIN GUIDE	1
IDLER PIN	2
CABLE IDLER	1
CUTTER PIN	1
NOZZLE	2
CHAIN IDLER	2



PART NUMBER  
225785

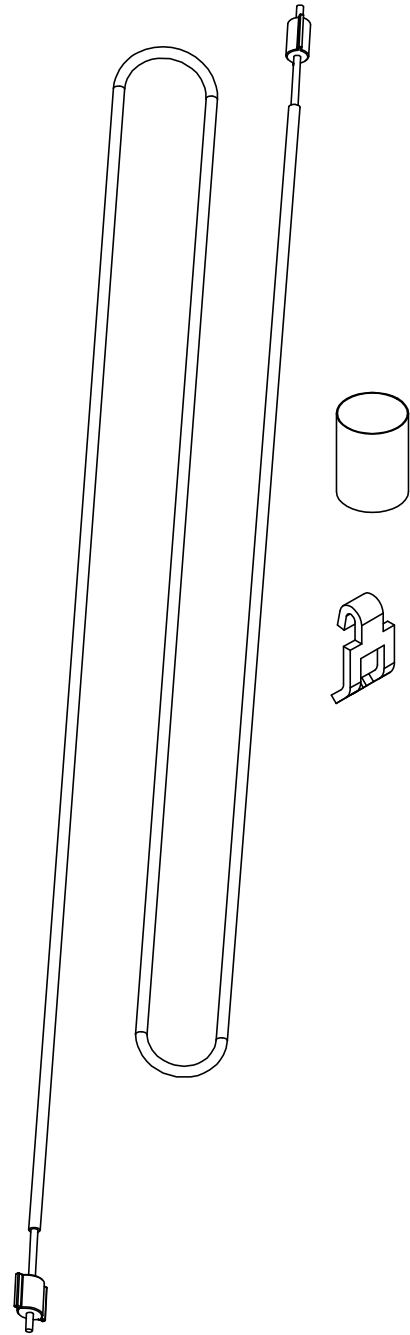
INNER TUBE ASS'Y			
ITEM #	DESCRIPTION	PART NUMBER	CATALOG PAGE
1	CHAIN HOLDER SPACER	SEE INNER TUBE PACK	26
2	CHAIN HOLDER	SEE INNER TUBE PACK	26
3	M6 BOLT	SEE INNER TUBE PACK	26

INNER TUBE PACK	
DESCRIPTION	QTY.
CHAIN HOLDER	1
CHAIN HOLDER SPACER	1
M6 BOLT	2
HEAT SHRINK TUBE	1



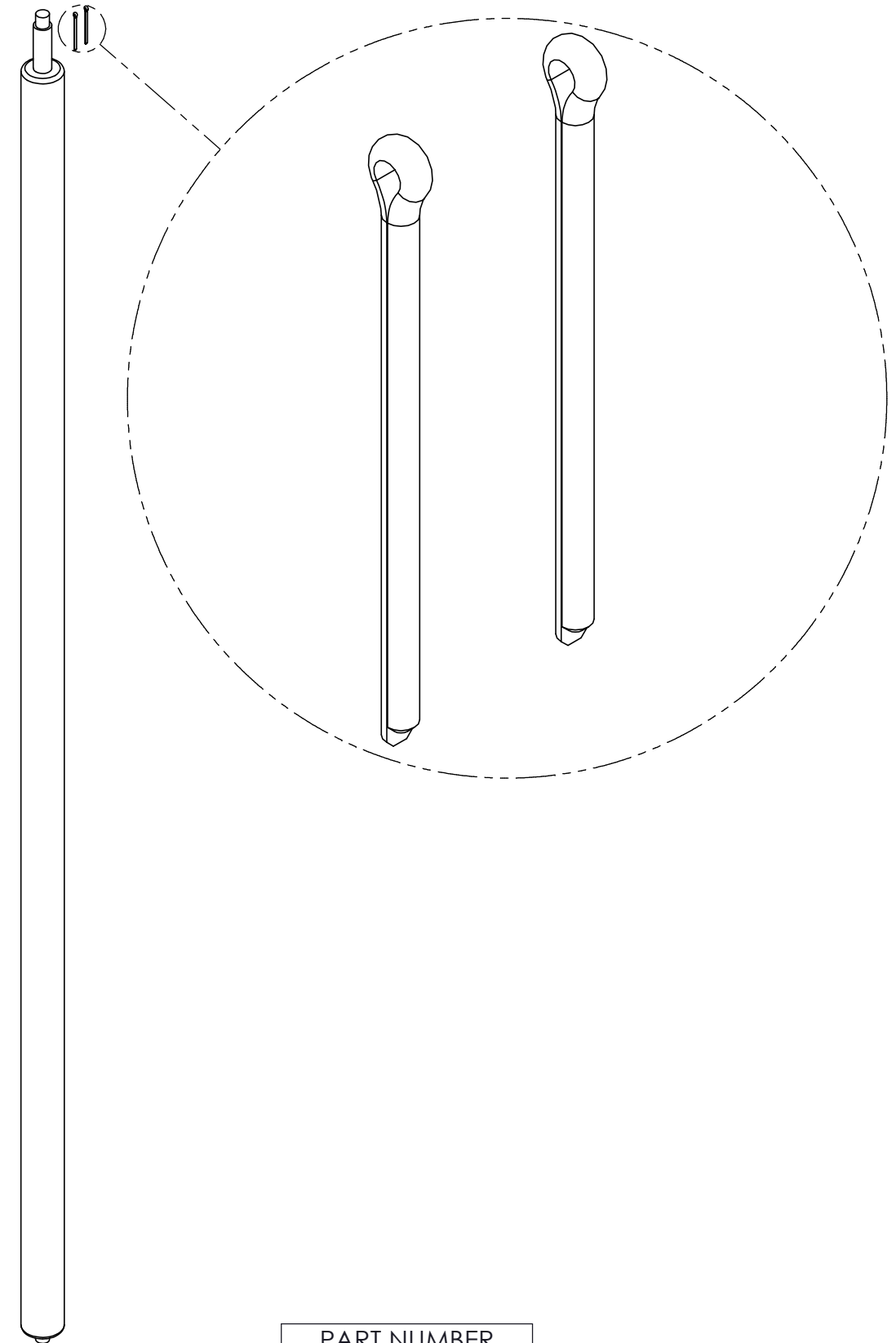
PART NUMBER
226556

CABLE PACK	
DESCRIPTION	QTY.
CABLE	1
CABLE HOOK	1
HEAT SHRINK TUBE	1



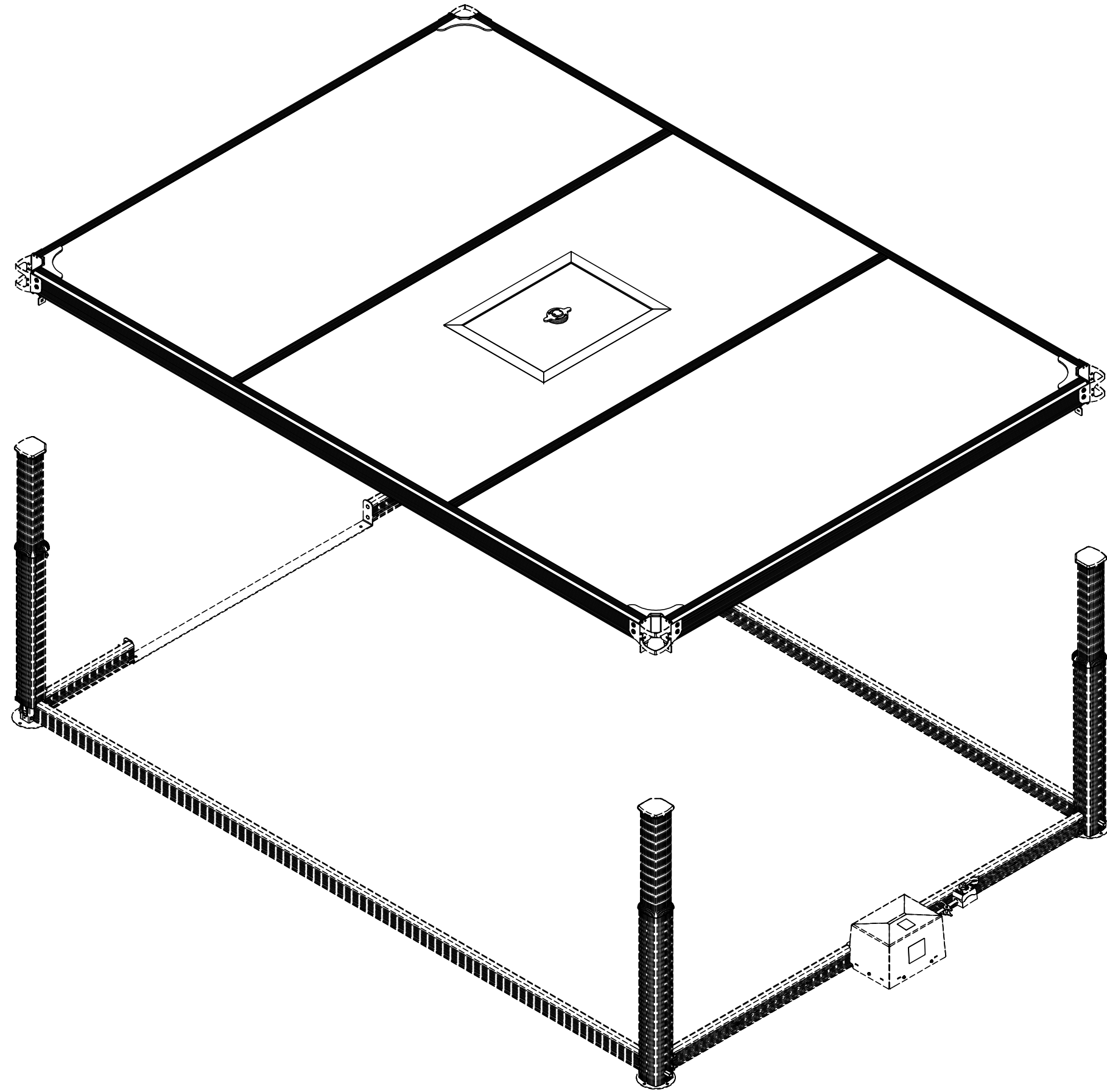
PART NUMBER
222106

GAS SPRING PACK	
DESCRIPTION	QTY.
GAS SPRING	1
5/64" X 3/4" COTTER PIN (Z/P)	2

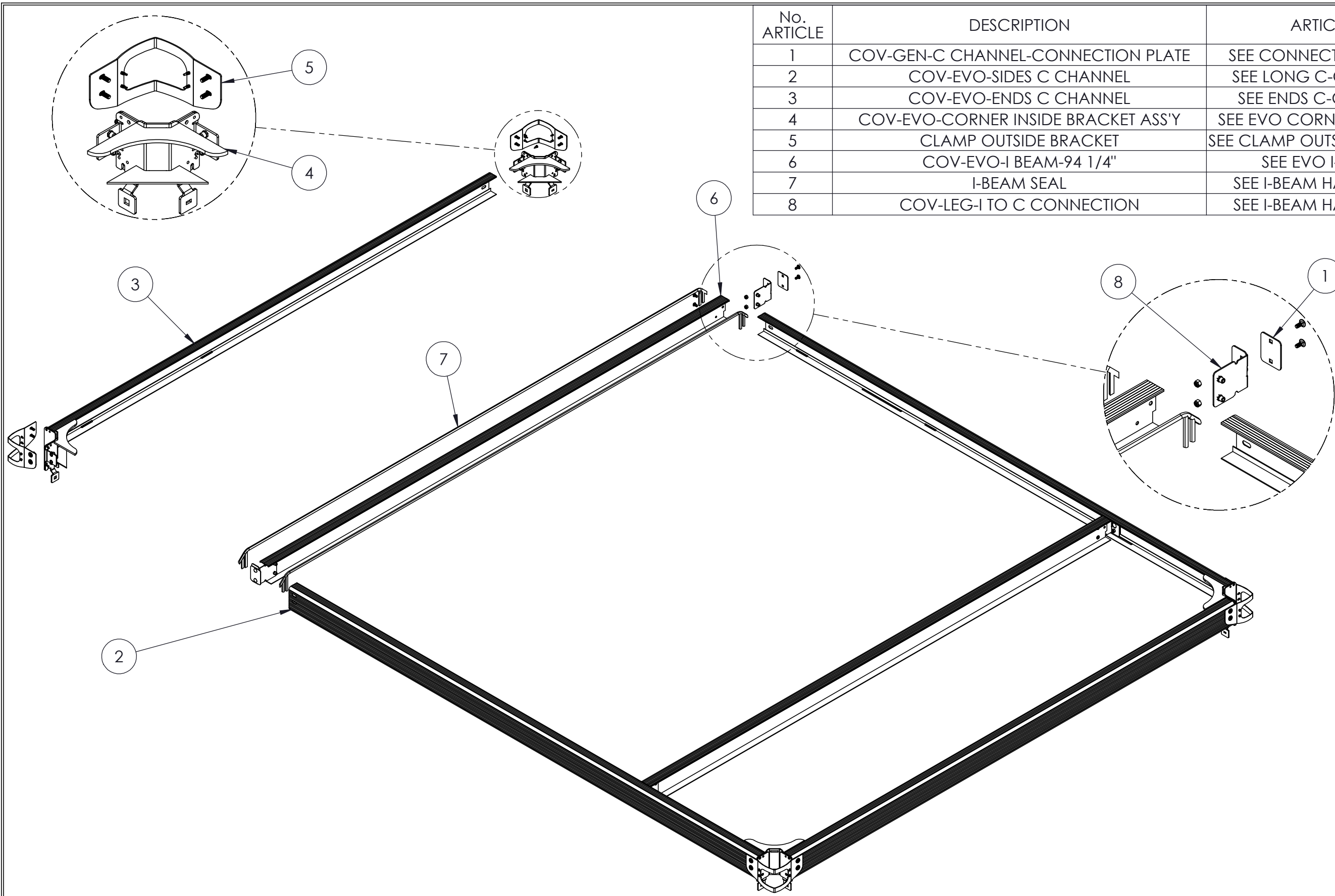


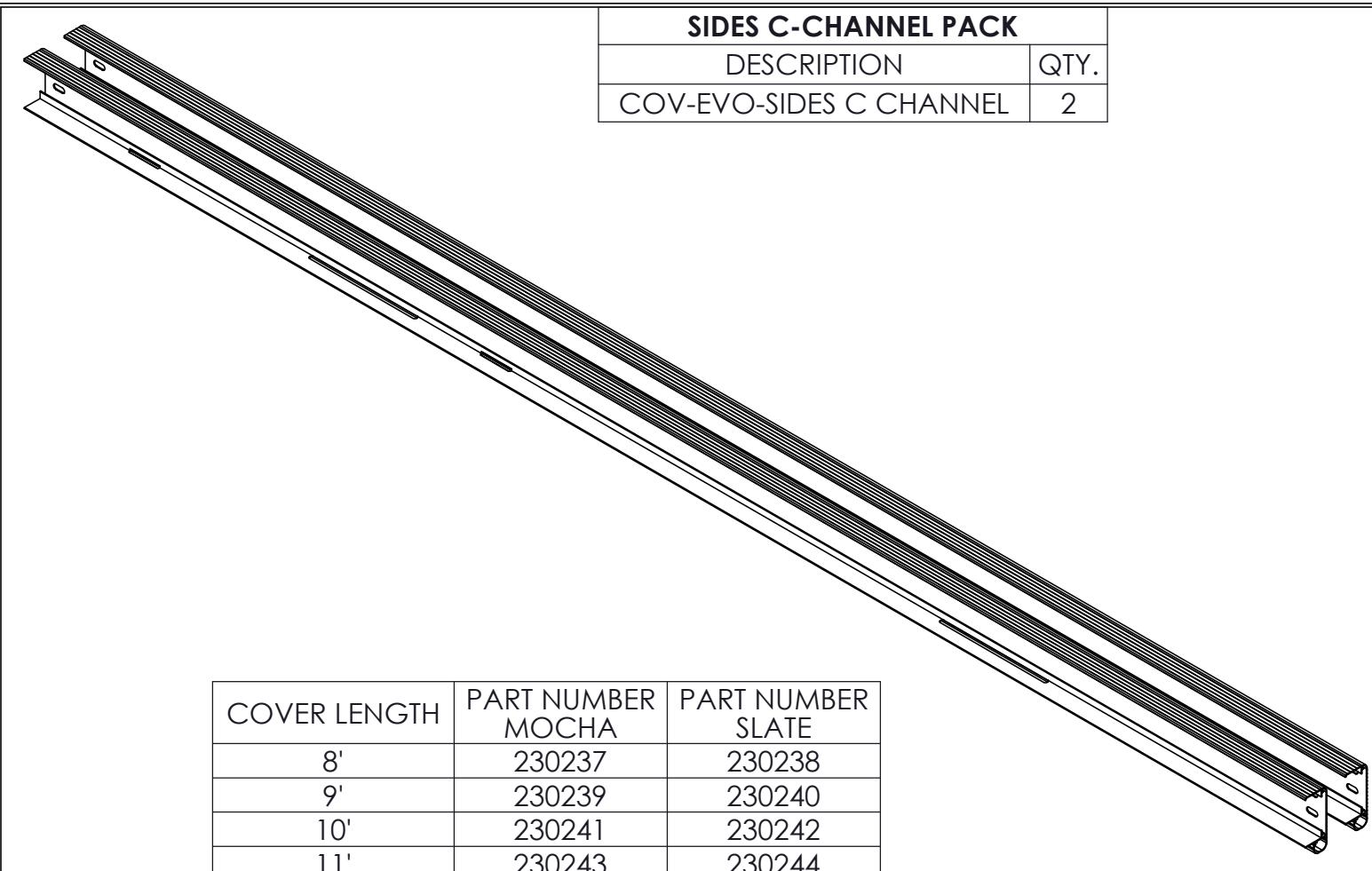
PART NUMBER
226557

# SECTION 2 - COVER



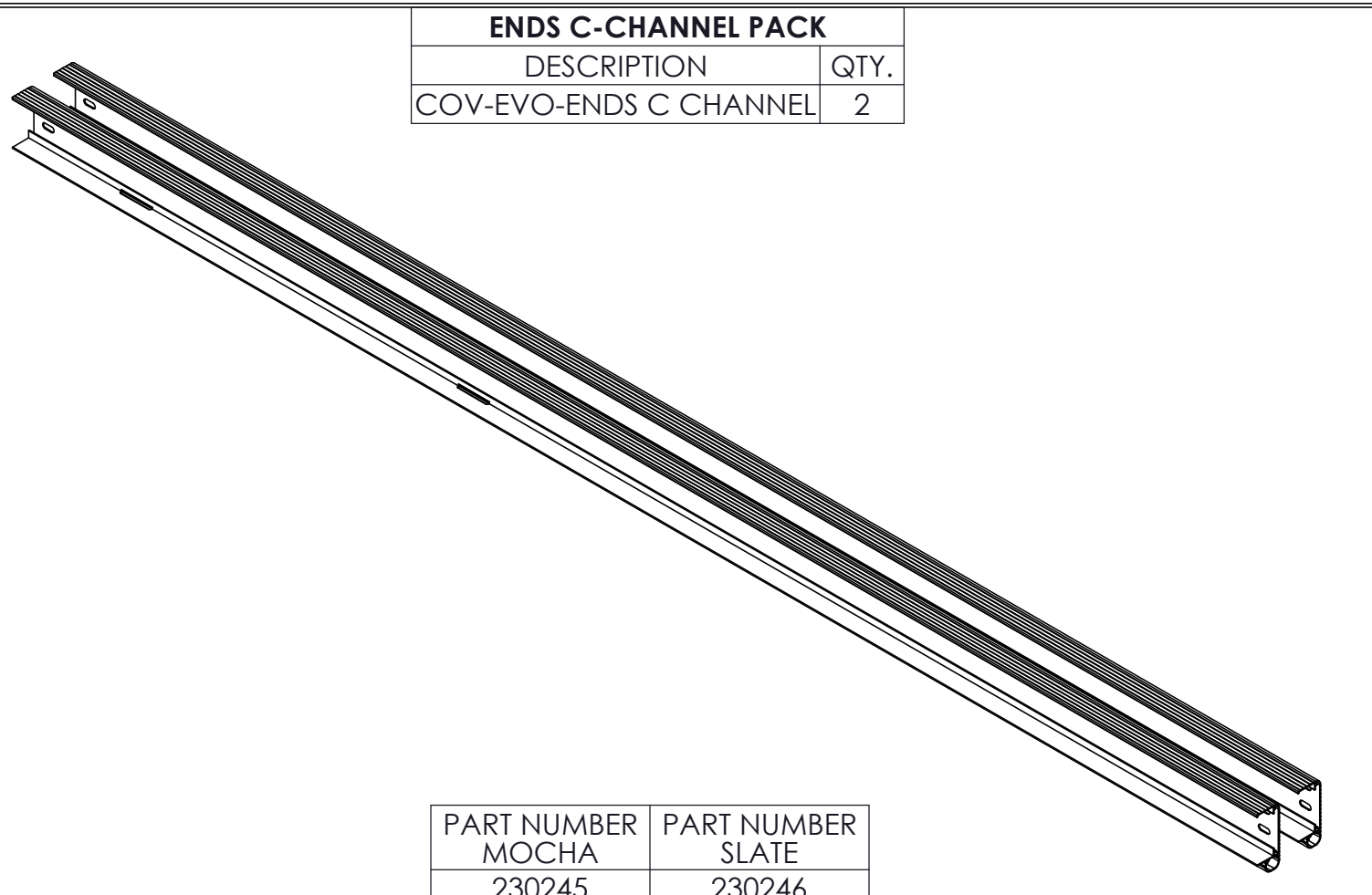
No. ARTICLE	DESCRIPTION	ARTICLE CODE	CATALOG PAGE
1	COV-GEN-C CHANNEL-CONNECTION PLATE	SEE CONNECTION PLATE PACK	30
2	COV-EVO-SIDES C CHANNEL	SEE LONG C-CHANNEL PACK	30
3	COV-EVO-ENDS C CHANNEL	SEE ENDS C-CHANNEL PACK	30
4	COV-EVO-CORNER INSIDE BRACKET ASS'Y	SEE EVO CORNER BRACKET PACK	30
5	CLAMP OUTSIDE BRACKET	SEE CLAMP OUTSIDE BRACKET PACK	30
6	COV-EVO-I BEAM-94 1/4"	SEE EVO I-BEAM PACK	31
7	I-BEAM SEAL	SEE I-BEAM HARDWARE PACK	31
8	COV-LEG-I TO C CONNECTION	SEE I-BEAM HARDWARE PACK	31





SIDES C-CHANNEL PACK	
DESCRIPTION	QTY.
COV-EVO-SIDES C CHANNEL	2

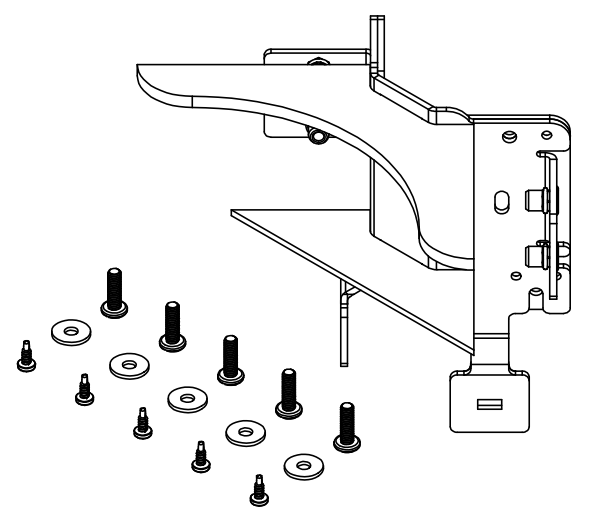
COVER LENGTH	PART NUMBER MOCHA	PART NUMBER SLATE
8'	230237	230238
9'	230239	230240
10'	230241	230242
11'	230243	230244



ENDS C-CHANNEL PACK	
DESCRIPTION	QTY.
COV-EVO-ENDS C CHANNEL	2

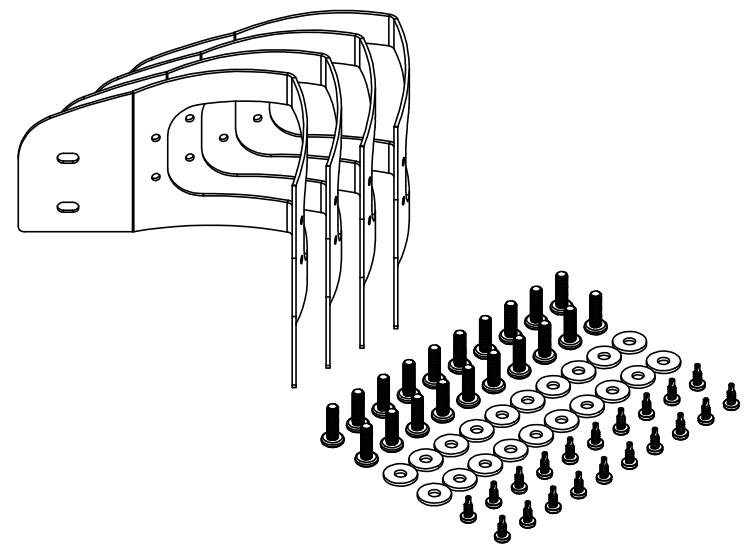
PART NUMBER MOCHA	PART NUMBER SLATE
230245	230246

CORNER INSIDE BRACKET-GEN2 PACK	
DESCRIPTION	QTY.
COV-EVO-CORNER INSIDE BRACKET ASS'Y	1
M6-1x20MM PHILIPS PAN HEAD	5
STEEL WASHER 5/16" (Z/P)	5
#8 x 1/2" LG. SELF DRILLING SCREW	5




PART NUMBER MOCHA	PART NUMBER SLATE
230247	230248

CLAMP OUTSIDE BRACKET PACK	
DESCRIPTION	QTY.
CLAMP OUTSIDE BRACKET	4
STEEL WASHER 5/16" (Z/P)	20
M6-1x20MM PHILIPS PAN HEAD	20
#8 x 1/2" LG. SELF DRILLING SCREW	20



PART NUMBER MOCHA	PART NUMBER SLATE
225609	225610

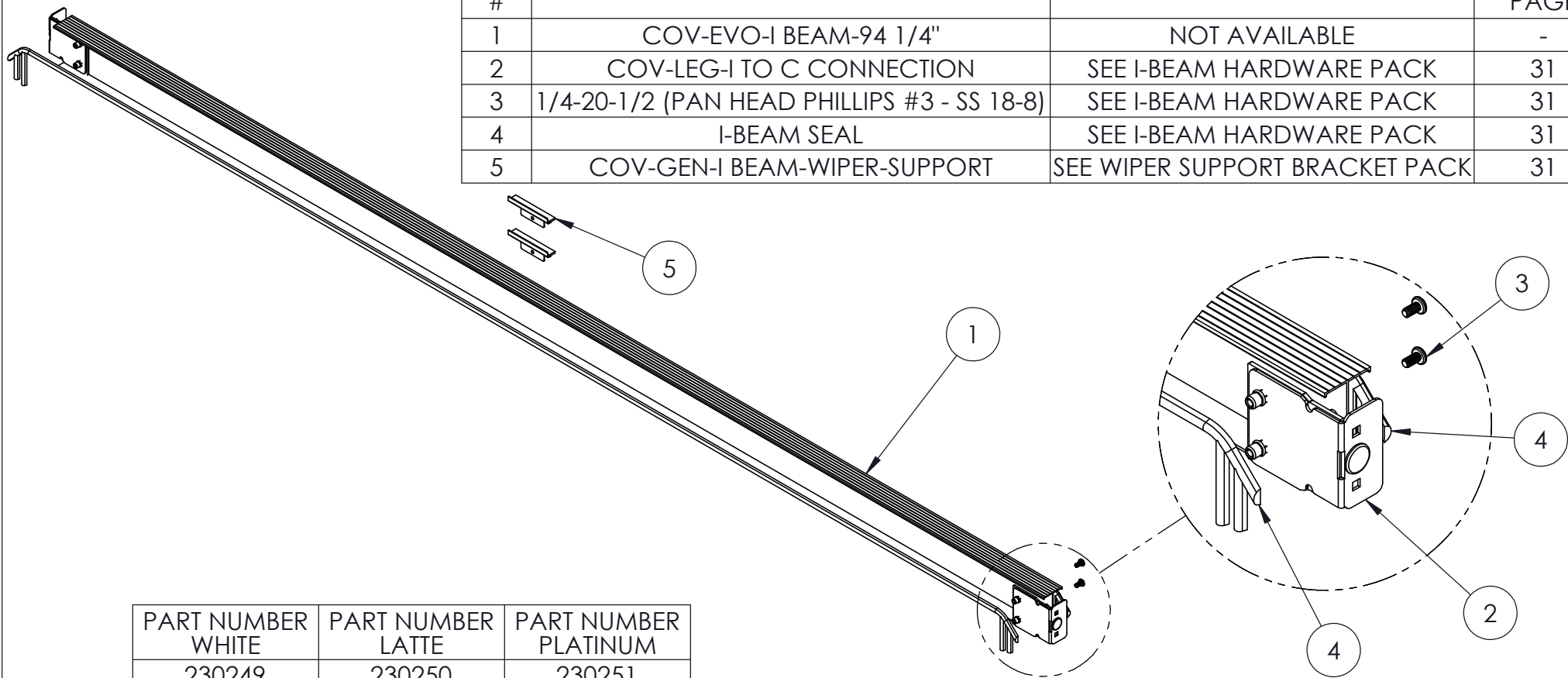
CONNECTION PLATE PACK		
DESCRIPTION	QTY. (4-PACK)	QTY. (2-PACK)
COV-GEN-C CHANNEL- CONNECTION PLATE	4	2
1/4-20-5/8 (CARRIAGE - SS 18-8)	8	4
1/4-20 (NYLON LOCK- S.S.18-8)	8	4



OR

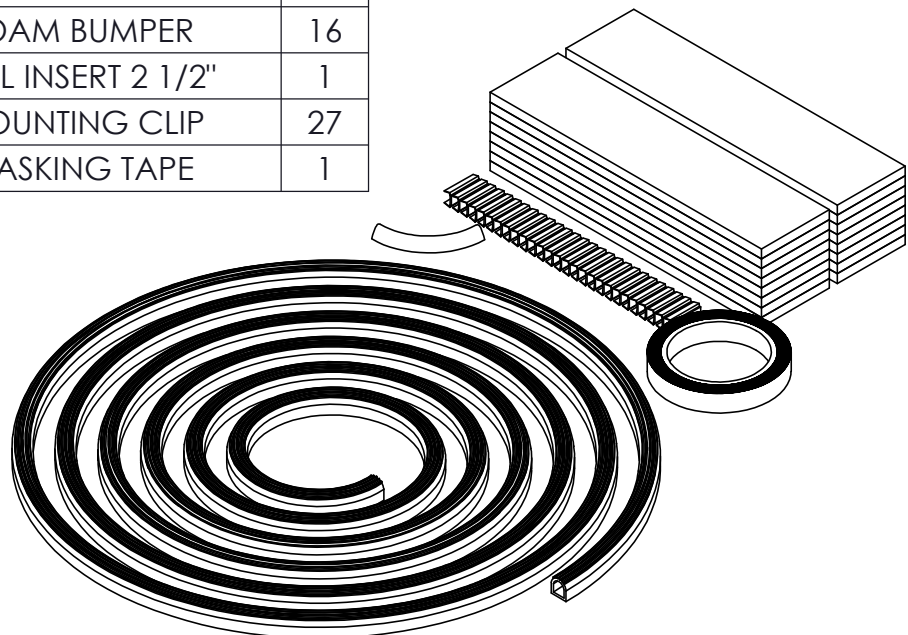
PART NUMBER (4-PACK)	PART NUMBER (2-PACK)
226701	230428

EVO-I-BEAM PACK			
ITEM #	DESCRIPTION	ARTICLE CODE	CATALOG PAGE
1	COV-EVO-I BEAM-94 1/4"	NOT AVAILABLE	-
2	COV-LEG-I TO C CONNECTION	SEE I-BEAM HARDWARE PACK	31
3	1/4-20-1/2 (PAN HEAD PHILLIPS #3 - SS 18-8)	SEE I-BEAM HARDWARE PACK	31
4	I-BEAM SEAL	SEE I-BEAM HARDWARE PACK	31
5	COV-GEN-I BEAM-WIPER-SUPPORT	SEE WIPER SUPPORT BRACKET PACK	31



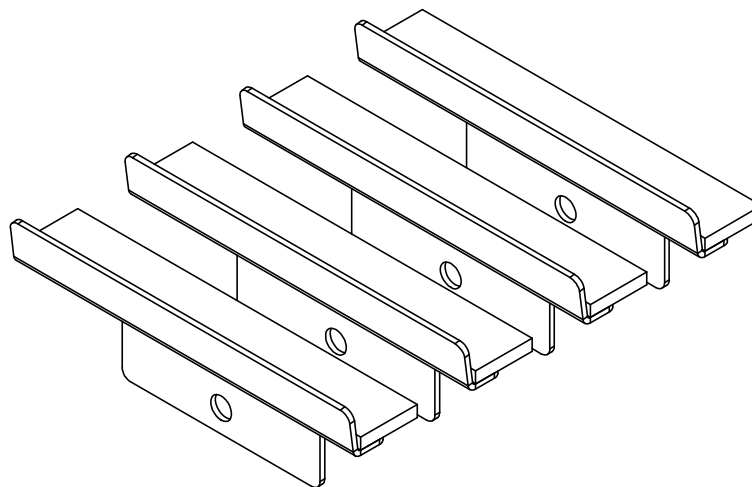
PART NUMBER WHITE	PART NUMBER LATTE	PART NUMBER PLATINUM
230249	230250	230251

COVER SEAL PACK	
DESCRIPTION	QTY.
SEAL 1" PROFILE 2828W	1
FOAM BUMPER	16
SEAL INSERT 2 1/2"	1
MOUNTING CLIP	27
MASKING TAPE	1



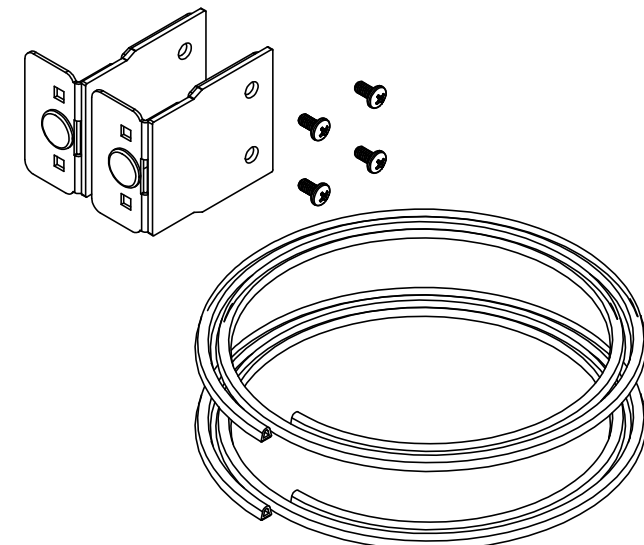
COVER LENGTH	PART NUMBER
8'	226566
9'	230252
10'	230253
11'	230254

WIPER SUPPORT BRACKET PACK	
DESCRIPTION	QTY.
COV-GEN-I BEAM-WIPER-SUPPORT	4



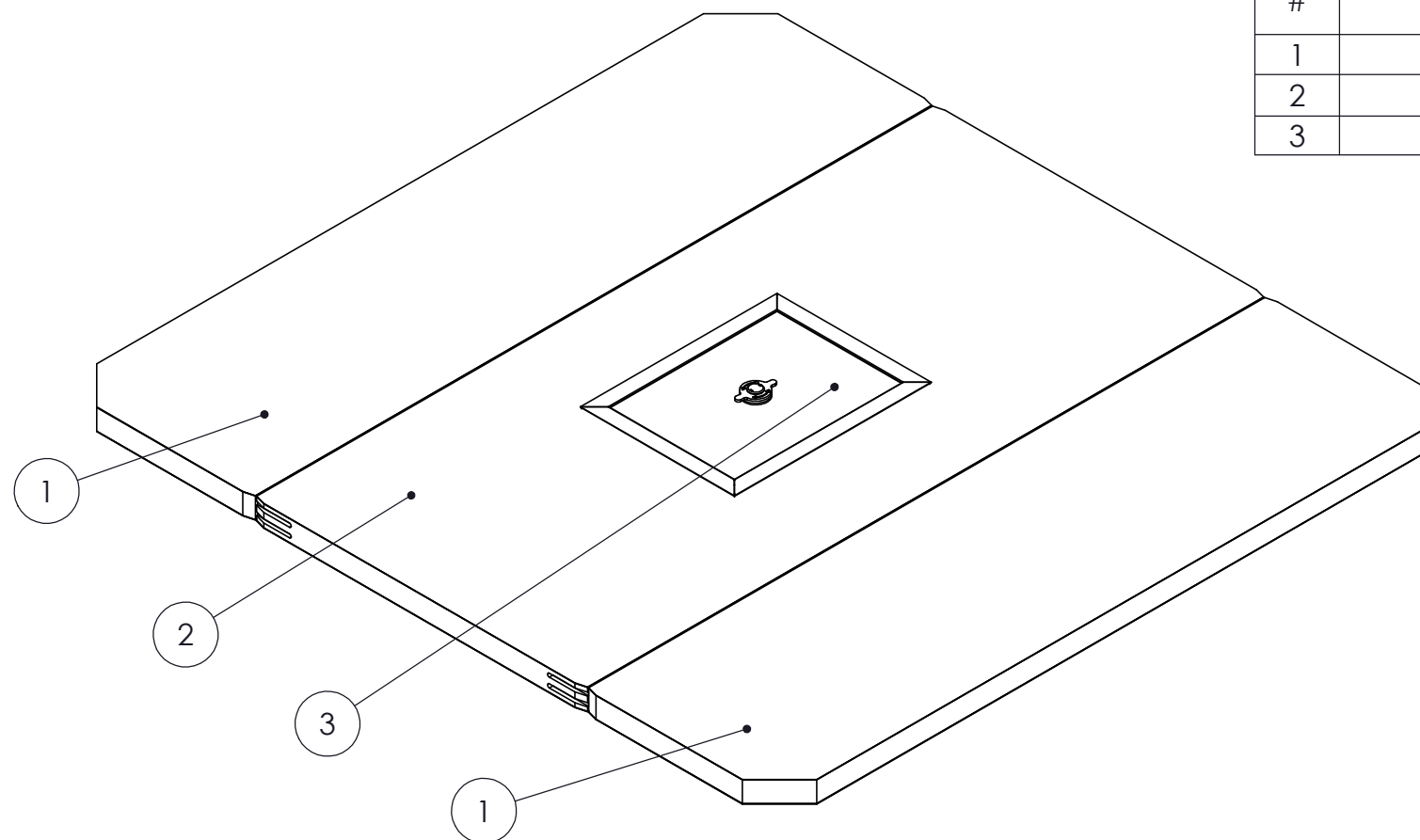
PART NUMBER WHITE	PART NUMBER LATTE	PART NUMBER PLATINUM
226724	230367	230369

I-BEAM HARDWARE PACK	
DESCRIPTION	QTY.
I-BEAM SEAL	2
I TO C BRACKET	2
1/4-20-1/2 (PAN HEAD PHILLIPS #3 - SS 18-8)	4



PART NUMBER
226742

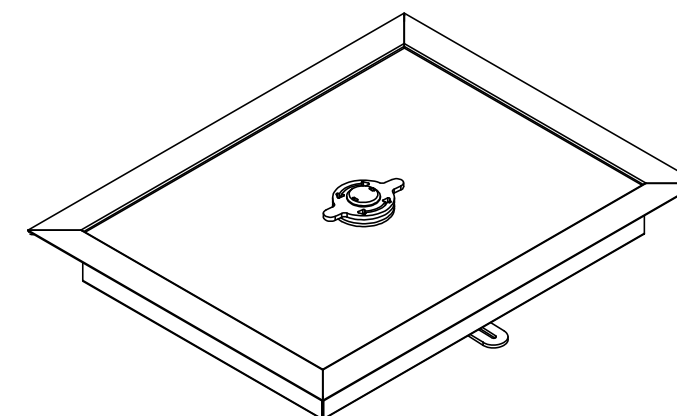
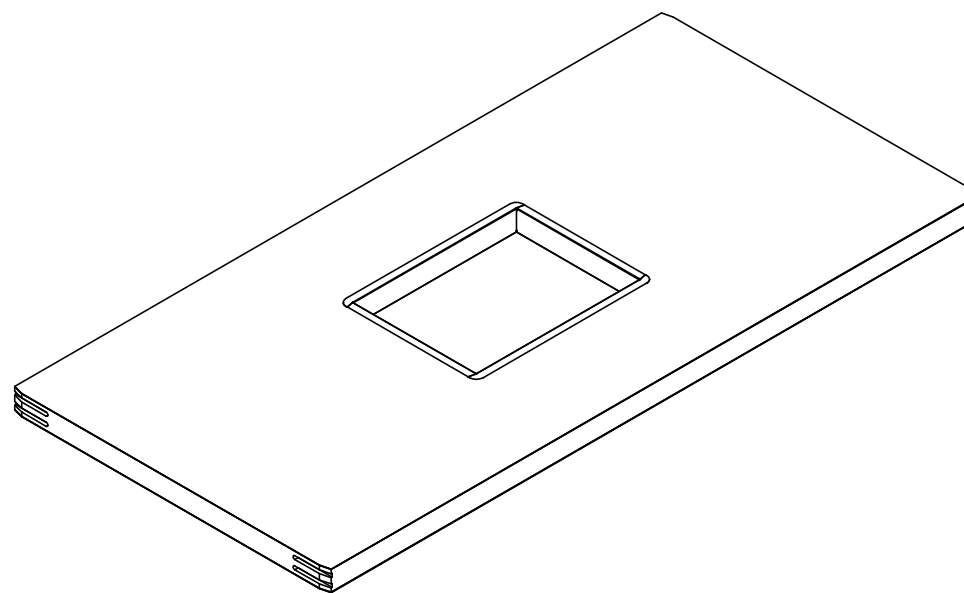
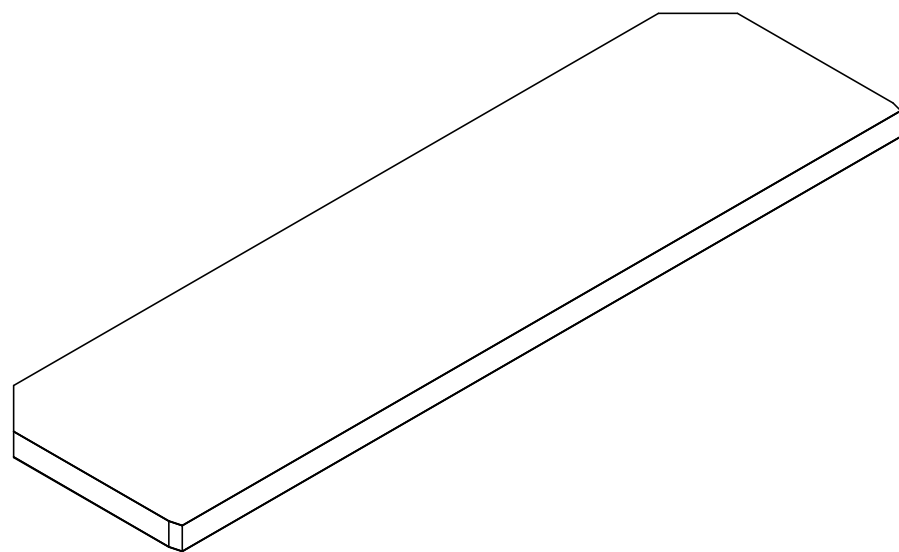
ITEM #	DESCRIPTION	ARTICLE CODE	CATALOG PAGE
1	COV-EVO-PANEL-EDGE	SEE PANEL PACK #1	32
2	COV-EXTRA PANEL W/HATCH HOLE	SEE PANEL PACK #2	32
3	ESCAPE HATCH DOOR	SEE ESCAPE HATCH PACK	32



PANEL PACK #1	
DESCRIPTION	QTY.
COV-EXTRA PANEL WITH HATCH FRAME	1

PANEL PACK #2	
DESCRIPTION	QTY.
COV-CS1000-PANEL 46.75"X96" W/ESCAPE HATCH FRAME	1

ESCAPE HATCH PACK	
DESCRIPTION	QTY.
COV-GEN-ESCAPE HATCH DOOR	1



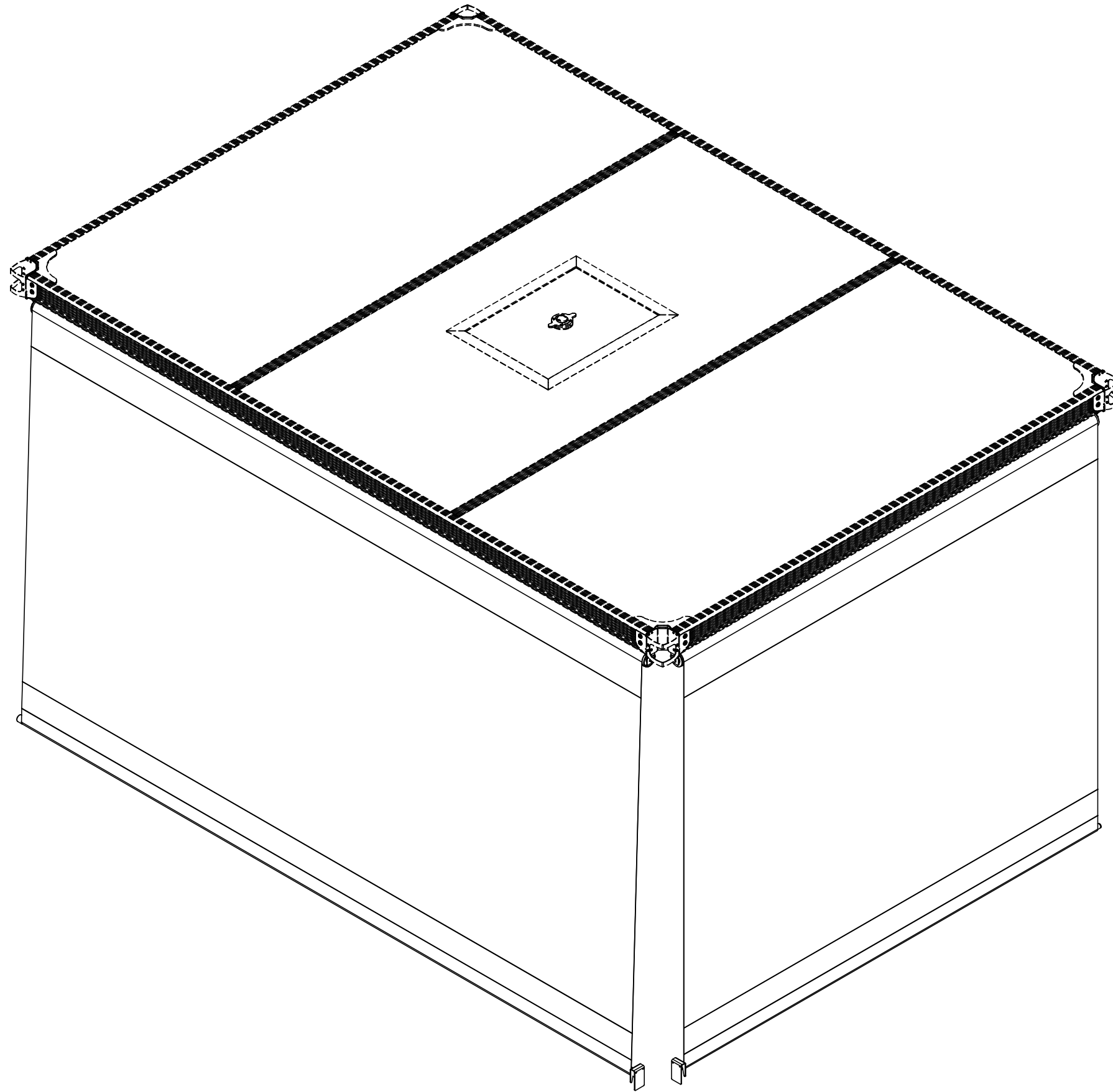
COVER LENGTH	PART NUMBER WHITE/WHITE	PART NUMBER LATTE/WHITE	PART NUMBER PLATINUM/WHITE
8'	213660	227811	227812
9'	213661	227814	227815
10'	213662	226263	227810
11'	213663	227817	227818

PART NUMBER WHITE/WHITE	PART NUMBER LATTE/WHITE	PART NUMBER PLATINUM/WHITE
209323	225879	225880

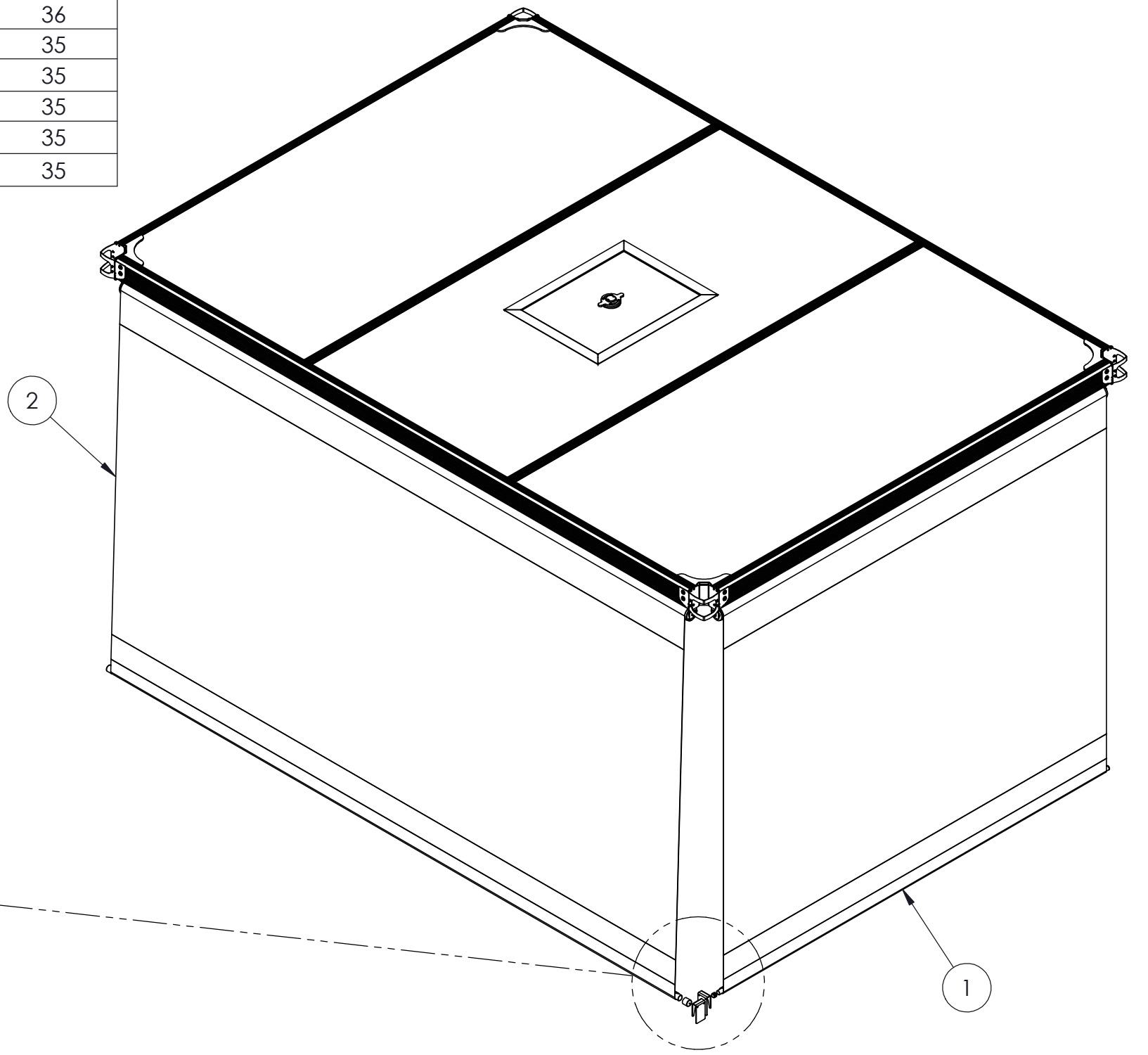
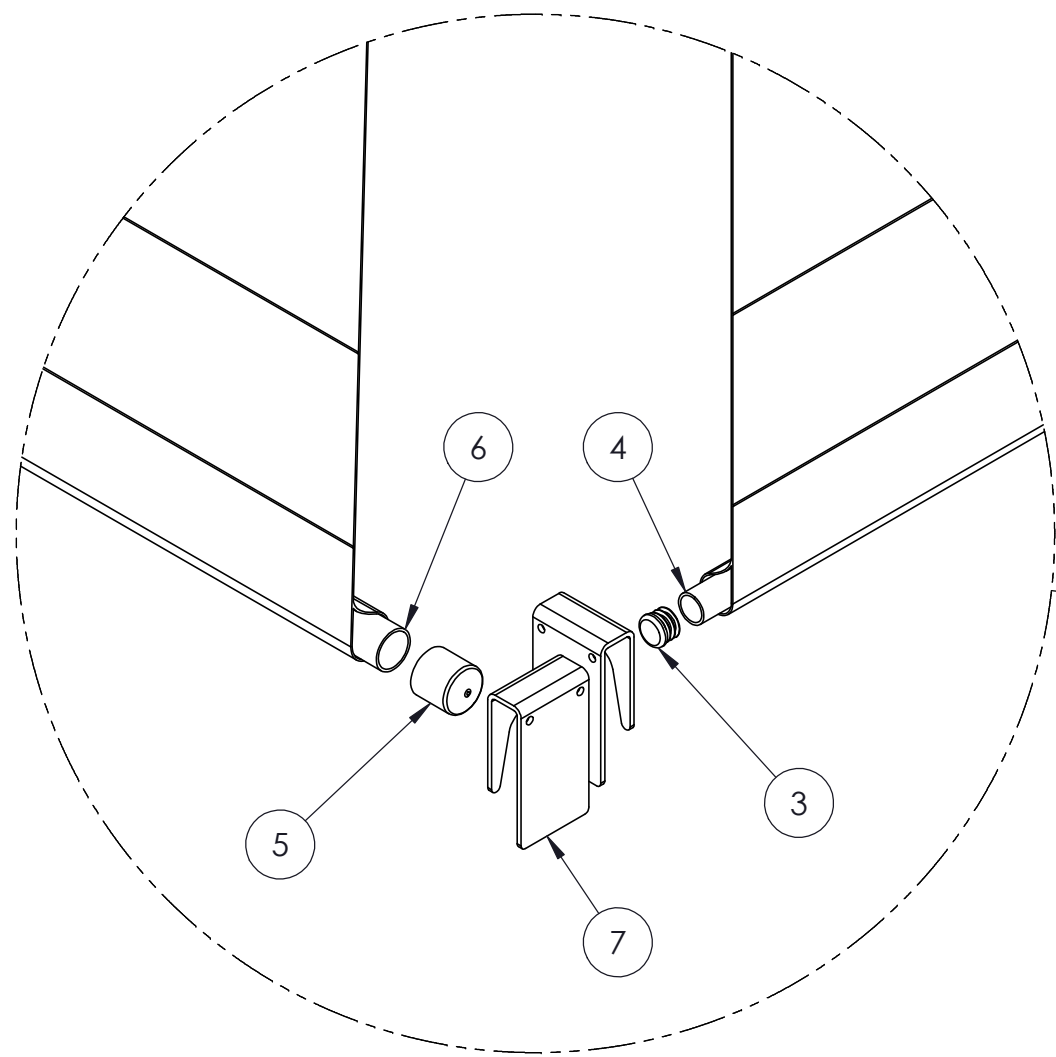
PART NUMBER WHITE/WHITE	PART NUMBER LATTE/WHITE	PART NUMBER PLATINUM/WHITE
209247	225897	225896



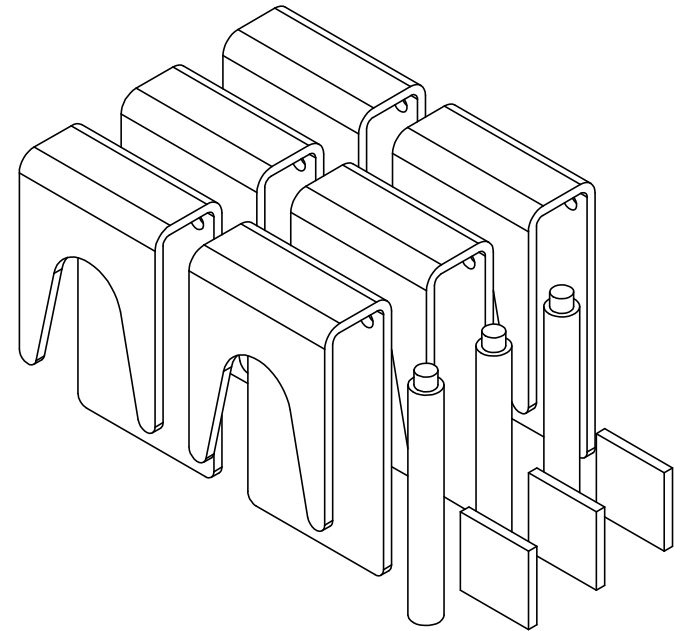
# SECTION 3 - ROLLER SHADES



No. ARTICLE	DESCRIPTION	ARTICLE CODE	CATALOG PAGE
1	ROLLER SHADE KIT - SHORT	SEE SCREEN TABLE	36
2	ROLLER SHADE KIT - LONG	SEE SCREEN TABLE	36
3	COV-GEN-CAP(3/4)-INSIDE	SEE INSIDE CAP PACK	35
4	BOTTOM TUBE	SEE BOTTOM TUBE PACK	35
5	COV-GEN-CAP(1-1)VINYL	SEE VINYL CAP PACK	35
6	LONG BOTTOM TUBE	SEE LONG BOTTOM TUBE PACK	35
7	COV-GEN-SCREEN RESTRAINT BRACKET	SEE RESTRAINT BRACKET PACK	35

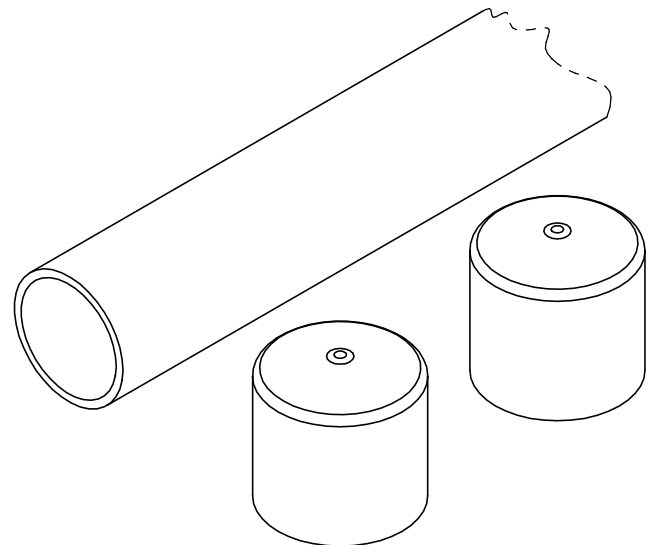


RESTRAINT BRACKET PACK	
DESCRIPTION	QTY.
PRIMER STICK	3
ISOPROPYL ALCOHOL PAD	3
SCREEN RESTRAINT BRACKET-W/HOLES	6



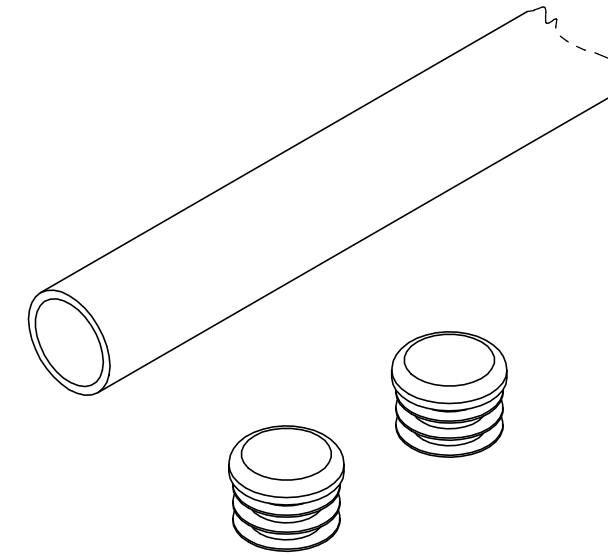
PART NUMBER MOCHA	PART NUMBER SLATE
226570	226571

LONG BOTTOM TUBE PACK	
DESCRIPTION	QTY.
LONG BOTTOM TUBE	1
COV-GEN-CAP(1-1)VINYL	2



	PART NUMBER GREY	PART NUMBER BLACK
9FT	230255	230258
10FT	230256	230259
11FT	230257	230260

BOTTOM TUBE PACK	
DESCRIPTION	QTY.
BOTTOM TUBE	1
COV-GEN-CAP(3/4)-INSIDE	2



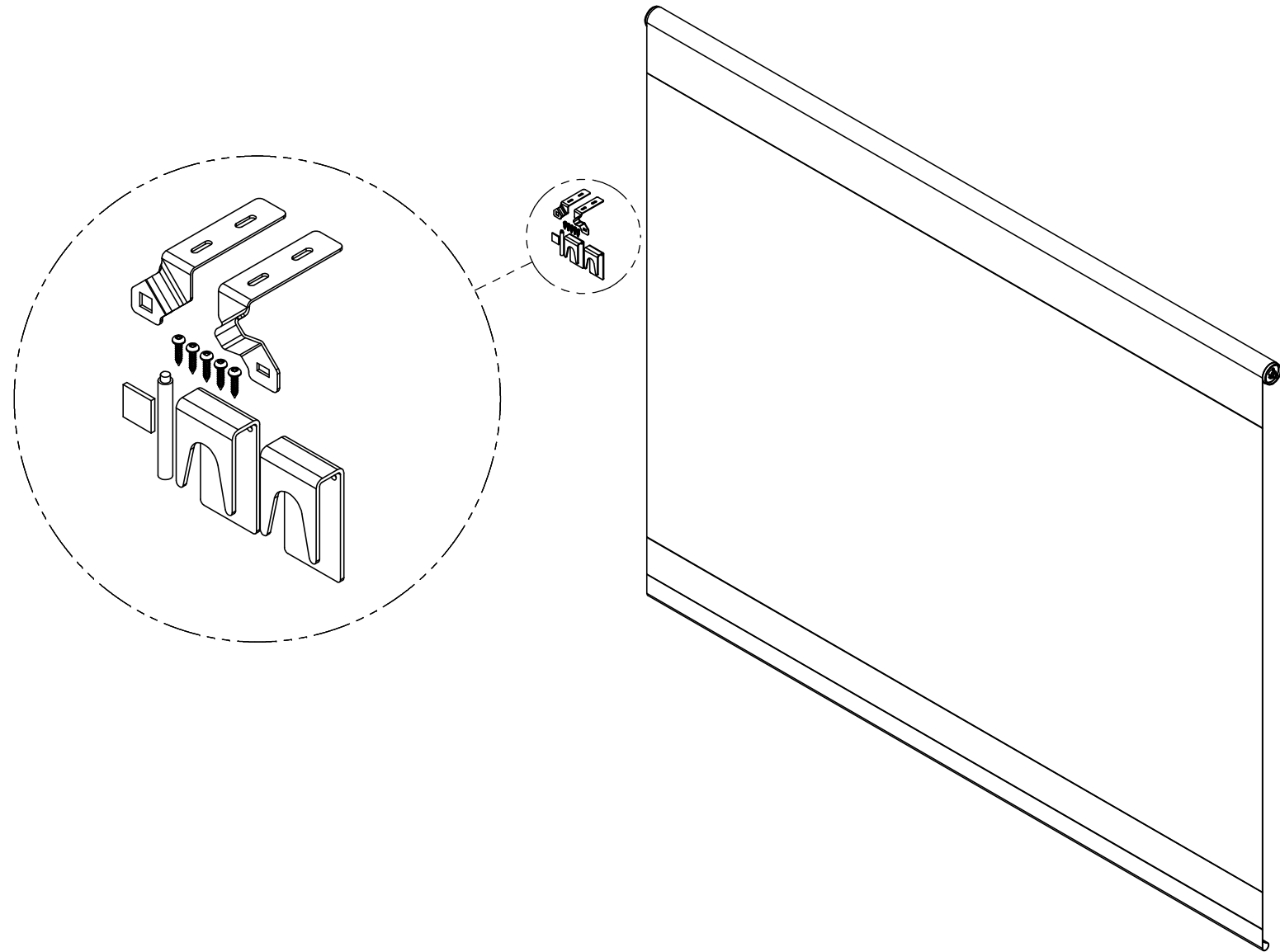
PART NUMBER			
GREY		BLACK	
SHORT SIDE	LONG SIDE	SHORT SIDE	LONG SIDE
226572	226573	226574	226575



PART NUMBER (SHORT TUBE)
221682

PART NUMBER (LONG TUBE)
221681

ROLLER SHADE PACK	
DESCRIPTION	QTY.
ROLLER SHADE	1
SCREEN RESTRAINT BRACKET-W/HOLES	2
SCREEN BRACKET RECTANGULAR HOLE	1
SCREEN BRACKET SQUARE HOLE	1
#8 X 3/4"RHSD SLFTP SCREW	5
PRIMER STICK	1
ISOPROPYL ALCOHOL PAD	1



SCREEN TABLE										
SHADE	PART NUMBER									
	SHORT SIDE (88 1/4")		LONG SIDE (93 1/4")		9FT SIDE		10FT SIDE		11FT SIDE	
	MOCHA	SLATE	MOCHA	SLATE	MOCHA	SLATE	MOCHA	SLATE	MOCHA	SLATE
ROLLER SHADE TOP GUN	214242	214243	214244	214246	213890	213891	213892	213893	213894	213889
ROLLER SHADE FULL SCREEN	214297	214296	214253	214298	214290	214249	214293	214250	214295	214251
ROLLER SHADE FABRIC	189541	189543	189540	189542	N/A	N/A	N/A	N/A	N/A	N/A
ROLLER SHADE SCREEN ZEN	211186	211187	211188	211189	N/A	N/A	N/A	N/A	N/A	N/A
ROLLER SHADE SCREEN ISLAND	211190	211191	211192	211193	N/A	N/A	N/A	N/A	N/A	N/A